

Print Number:

Print Date:

NOBLELIFT



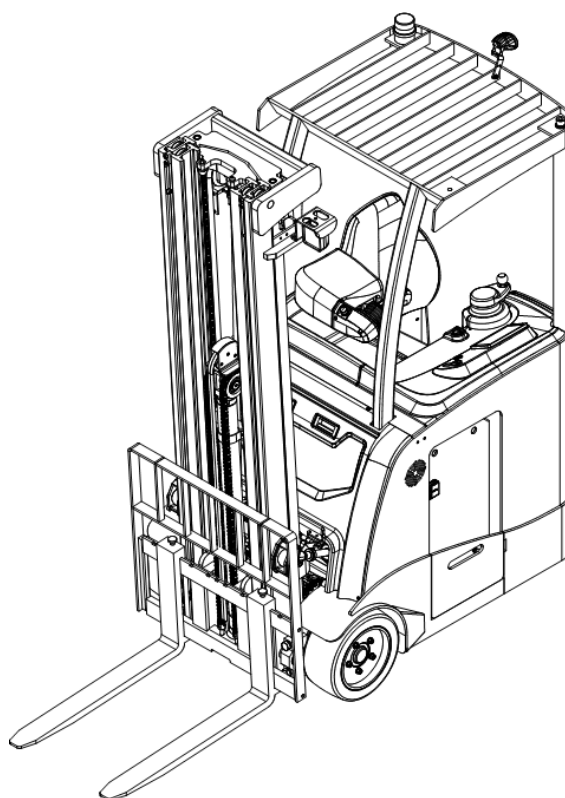
Scan QR Code for More

Electric Stand-up Counterbalanced

Lift Truck CBT15

PARTS MANUAL

218546020101



Version V01

Truck Identification Number From:

Parts Manual

CBT15-PM 01 EN

Please order spare parts from authorized dealers of Noblelift Intelligent Equipment Co., LTD.

In order to avoid wrong delivery, all the orders for spare parts should specify the following items:

- Truck model, identification number and manufacture year.
- Orders for spare parts of mast, hydraulic transmission unit, steering axle, motor, etc. shall indicate the manufacture number of these parts.
- Codes for Noblelift spare parts are shown in the table of parts manual. Please also pay attention to the description of supply status, order quantity, etc. (check the number listed in "Mark" column of the parts manual).

"Mark" Column:

The unmarked indicates the parts are in short supply cycle.

Number 1: supply as package. Indicating these that parts are small parts and seal parts, which are supplied in package unit and in short supply cycle.

Number 2: supply with constraints. Indicating that these spare parts are not in stock and will be prepared for production after receiving the order from customers, which are in long supply cycle.

Number 3: phasing-out supply. Indicating that these parts will be replaced by new parts due to technical improvements and the current stock will not be available when these parts run out. Please check the description of technical improvements notice.

Number 4: supply as assembly. Indicating that these parts are assembly parts defined by manufacture process, which cannot be supplied as a single part.

Number 5: check other tables.

This parts manual is the property of Noblelift and can be shared under the confidential agreement only, Noblelift has the right to claim for compensation of any unauthorized use. Copy without permission is not allowed. Figures in the manual are not limited by the original design. Noblelift Intelligent Equipment Co., LTD reserves the right to improve the products for continuous technology progress.

Table of Contents

Chapter 1: Drive System.....	1
01 Drive Unit (218546014001).....	1
02 Lift Unit (218546032501).....	3
Chapter 2: Hydraulic System.....	5
01 Chassis Hydraulic Assembly (218546025001).....	5
01 Chassis Hydraulic Assembly (218546025001) Continuation.....	7
02 Oil Tank (218546019001).....	9
03 Tilt Cylinder (218546020501).....	11
04 Hydraulic Steering Assembly (218546015001).....	13
Chapter 3: Truck Frame.....	15
01 Chassis (218546021501).....	15
01 Chassis (218546021501) Continuation.....	17
02 Overhead Guard (218546022001).....	19
03 Platform (218546018001).....	21
03 Platform (218546018001) Continuation.....	23
Chapter 4: Mast.....	25
01 Outer Mast (218546044503).....	25
01 Outer Mast (218546044503) Continuation.....	27
02 Middle Mast (218546044504).....	29
03 Middle Mast (With Side Shifter) (218546044505).....	31
04 Inner Mast (218546044506).....	33
04 Inner Mast (218546044506) Continuation.....	35
05 Inner Mast (With Side Shifter) (218546044507).....	37
05 Inner Mast (With Side Shifter) (218546044507) Continuation.....	39
06 Fork Carriage (218546038001).....	41
07 Load Backrest (218546040501).....	43
08 Mast Hydraulic Without Side Shifter (218546044501).....	45
09 Mast Hydraulic With Side Shifter (218546044502).....	47
Chapter 5: Steering System, Braking System, Wheels.....	49
01 Steering Unit (218546016001).....	49
01 Steering Unit (218546016001) Continuation.....	51
Chapter 6: Electrical Parts.....	53
01 Wire Harness (218546033001).....	53
02 Controller (218546033002).....	55
03 Lithium Battery Charger (218546033003).....	57
04 Lead-acid Battery Charger (218546033004).....	59
Chapter 7: Special Parts.....	61
01 Lead-acid Battery (214546037001).....	61
02 Lithium Battery (214546037002).....	63
Chapter 8: Others.....	65
01 Control Panel (218546010001).....	65

02 Elbow Rest Assembly (218546010002).....67
03 Labels and Decals (218546047001).....69
Appendix.....71
01 Electrical Circuit Diagram71
02 Hydraulic Circuit Diagram (With Side Shifter)72
03 Hydraulic Circuit Diagram (Without Side Shifter)73
04 Consumable Parts List74

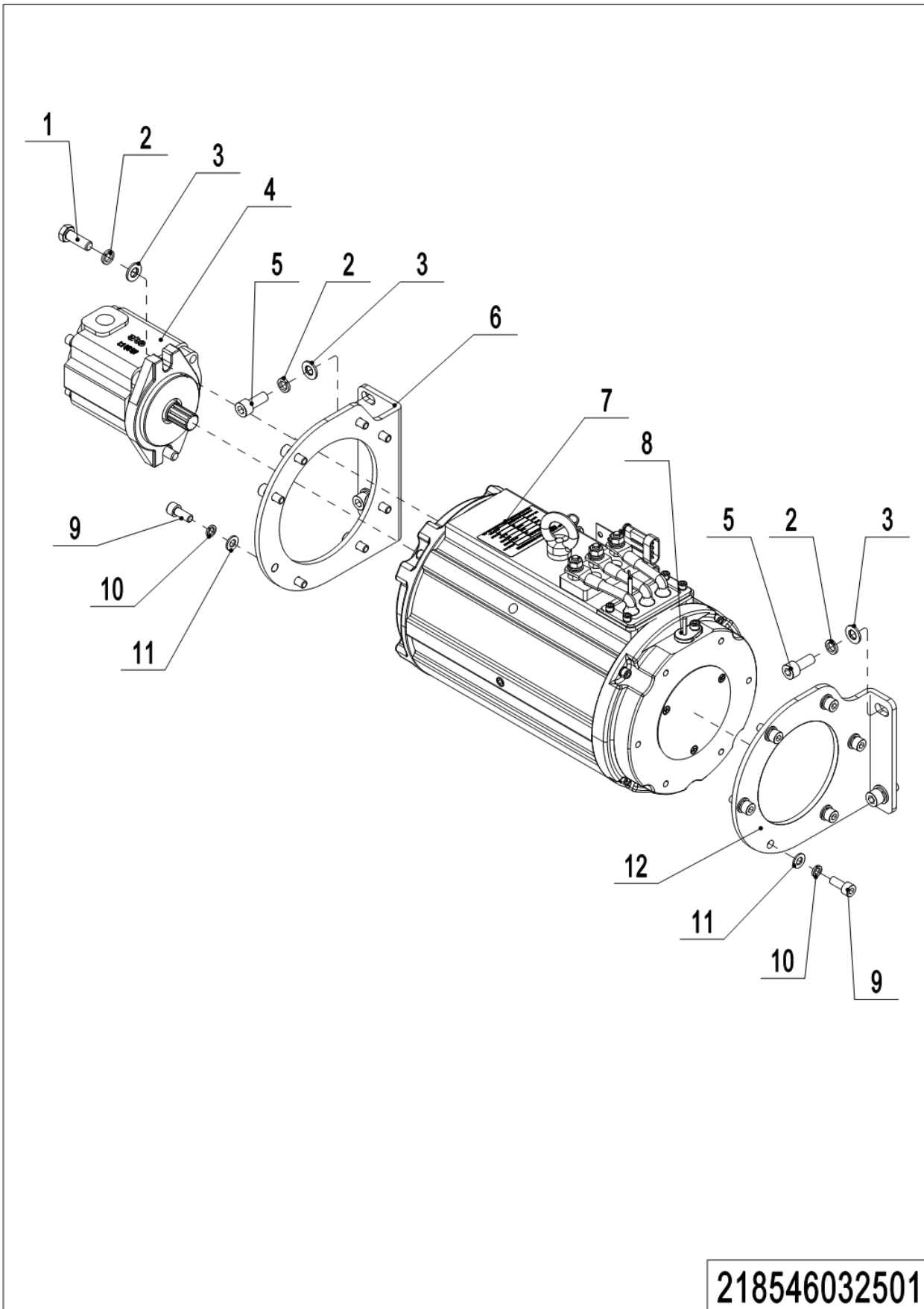
Print Number:

Print Date:

01 Drive Unit (218546014001)

No.	Item Code	Mark	Item Description	Qty.	Substitute	Note
1	275015520005	2	Nut	10		
2	940300300062	2	Wheel	2		
2	940300300065	2	Wheel	2		
3	910100100076	1	Bolt	14		
4	910400500010	1	Spring Washer	14		
5	910400100010	1	Flat Washer	14		
6	941000100015	2	Gear Unit	1		
7	920900100147	2	Motor	1		
8	940700100018	2	Brake	2		
9	920900100148	2	Motor	1		
10	910400100006	1	Flat Washer	6		
11	910400500006	1	Spring Washer	6		
12	910100100025	1	Bolt	2		
13	910100100120	1	Bolt	4		
14	921800200044	2	Encoder	2		

02 Lift Unit (218546032501)



218546032501

Print Number:

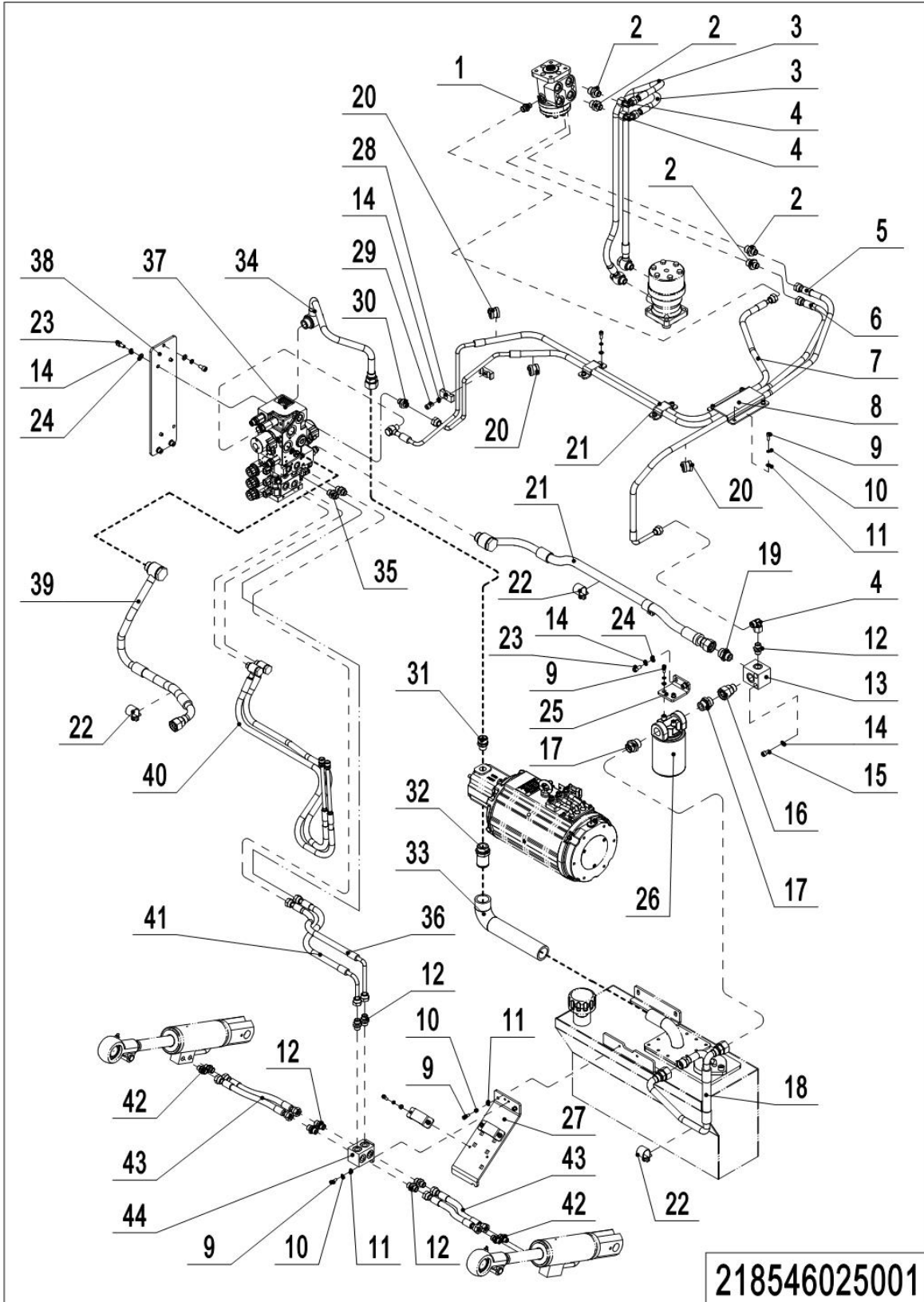
Print Date:

02 Lift Unit (218546032501)

No.	Item Code	Mark	Item Description	Qty.	Substitute	Note
1	910100400004	1	Bolt	2		
2	910400500007	1	Spring Washer	6		
3	910400100007	1	Flat Washer	6		
4	950800200008	2	Gear Pump	1		
5	910200200076	1	Screw	4		
6	218532520001	2	Mounting Plate	1		
7	920900100149	2	Motor	1		
8	921800200043	2	Encoder	1		
9	910200200057	1	Screw	14		
10	910400500006	1	Spring Washer	14		
11	910400100006	1	Flat Washer	14		
12	218532520000	2	Mounting Plate	1		

Chapter 2: Hydraulic System

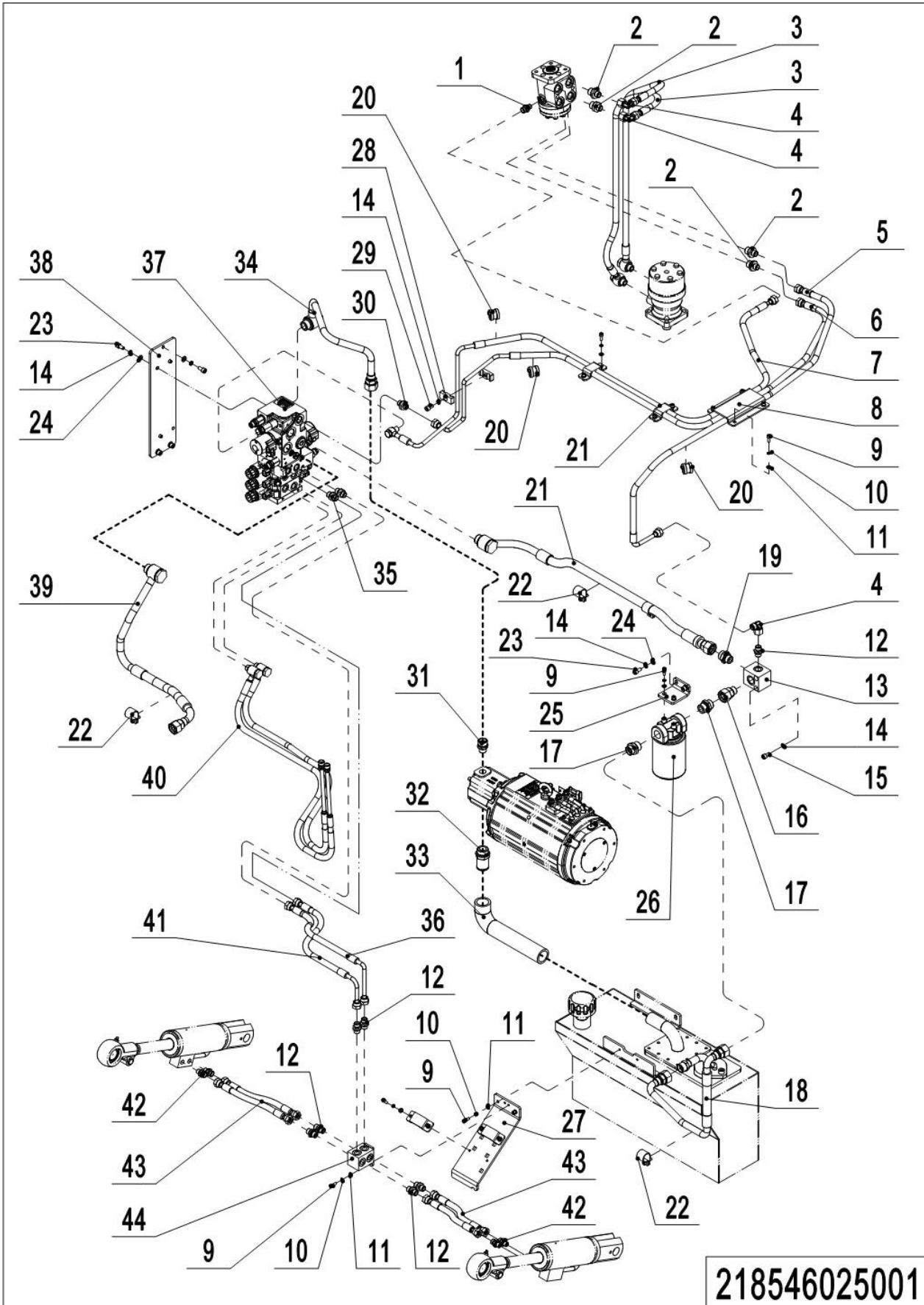
01 Chassis Hydraulic Assembly (218546025001)



01 Chassis Hydraulic Assembly (218546025001)

No.	Item Code	Mark	Item Description	Qty.	Substitute	Note
1	950400300025	2	Joint	1		
2	950400400012	2	Joint	4		
3	218525020014	2	Hose	2		
4	950400200003	2	Joint	3		
5	218525020001	2	Hose	1		
6	218525020002	2	Hose	1		
7	218525020003	2	Hose	1		
8	218521520046	2	Fixing Plate	1		
9	910200200035	1	Screw	14		
10	910400500005	1	Spring Washer	14		
11	910400100005	1	Flat Washer	14		
12	950400400003	2	Joint	7		
13	218525020000	2	Valve Block	1		
14	910400500006	1	Spring Washer	10		
15	910200200062	1	Screw	2		
16	950400100003	2	Joint	1		
17	950400300016	2	Joint	2		
18	218525020012	2	Hose	1		
19	950400400011	2	Joint	1		
20	951000100003	2	Hose Clamp	3		
21	218525020004	2	Hose	1		
22	951000100004	2	Hose Clamp	4		
23	910200200055	1	Screw	8		
24	910400100006	1	Flat Washer	8		
25	218525020010	2	Fixing Plate	1		
26	951000300001	2	Filter	1		
27	218525020011	2	Fixing Plate	1		
28	201044520027	2	Pipe Clip	2		
29	910200200058	1	Screw	1		
30	950400300005	2	Joint	1		
31	950400300027	2	Joint	1		
32	213025020015	2	Adapter	1		
33	218525020013	2	Oil Tube	1		

01 Chassis Hydraulic Assembly (218546025001) Continuation

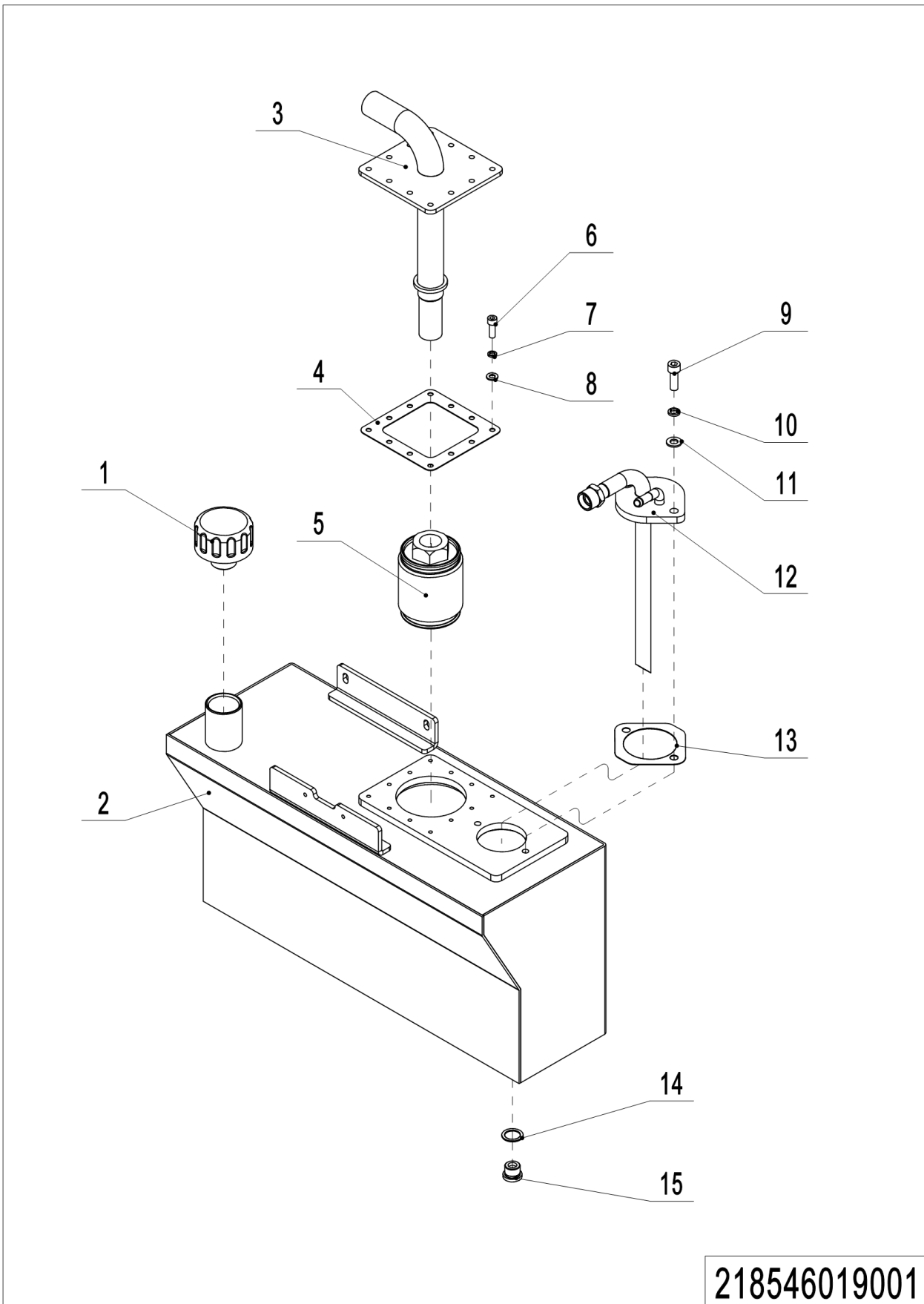


1= Supply as package. 2= Supply with constraints. 3= Phasing-out supply. 4= Supply as assembly. 5= Check other tables.7

01 Chassis Hydraulic Assembly (218546025001) Continuation

No.	Item Code	Mark	Item Description	Qty.	Substitute	Note
34	218525020015	2	Steel Tube	1		
35	950400300007	2	Joint	2		
36	218525020009	2	Hose	1		
37	950600100041	2	Hydraulic Valve	1		
38	218525020016	2	Mounting Plate	1		
39	218525020005	2	Hose	1		
40	218525020006	2	Hose	2		
41	218525020008	2	Hose	1		
42	950400300006	2	Joint	4		
43	218525020007	2	Hose	1		
44	218525020017	2	Valve Block	1		

02 Oil Tank (218546019001)

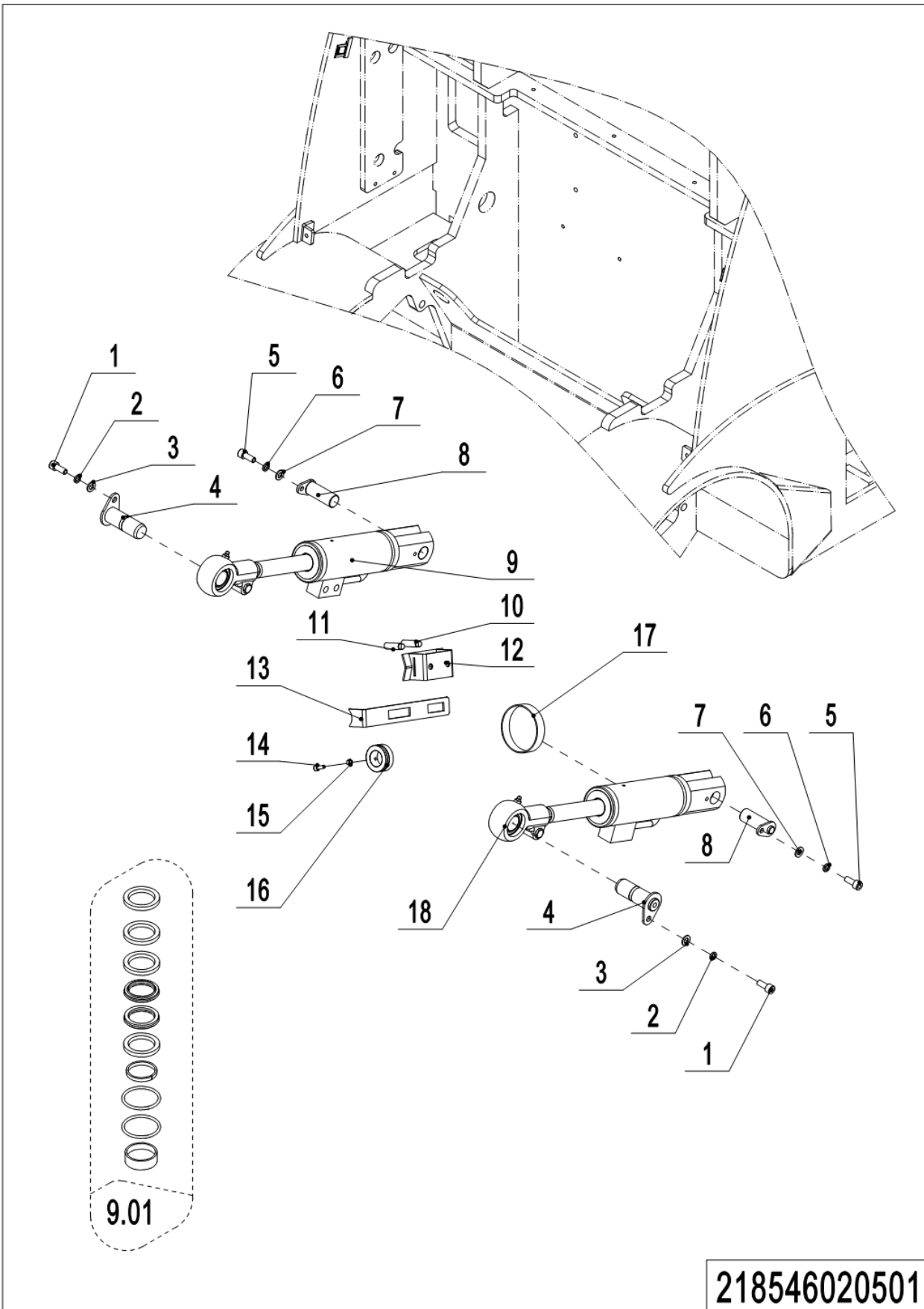


1= Supply as package. 2= Supply with constraints. 3= Phasing-out supply. 4= Supply as assembly. 5= Check other tables.9

02 Oil Tank (218546019001)

No.	Item Code	Mark	Item Description	Qty.	Substitute	Note
1	212119020019	2	Cap-Tank	1		
2	218519010000	2	Tank	1		
3	218519010001	2	Cap-Tank	1		
4	212119020000	2	Sealing Gasket	1		
5	951000400001	2	Filter	1		
6	910202700001	1	Screw	12		
7	910400100005	1	Flat Washer	12		
8	910400500005	1	Spring Washer	12		
9	910200200077	1	Screw	2		
10	910400500007	1	Spring Washer	2		
11	910400100007	1	Flat Washer	2		
12	218519010002	2	Close Plate	1		
13	212219020000	2	Sealing Gasket	1		
14	910800900001	1	Bonded Washer	1		
15	255019020015	2	Filler Plug	1		

03 Tilt Cylinder (218546020501)



1= Supply as package. 2= Supply with constraints. 3= Phasing-out supply. 4= Supply as assembly. 5= Check other tables.11

03 Tilt Cylinder (218546020501)

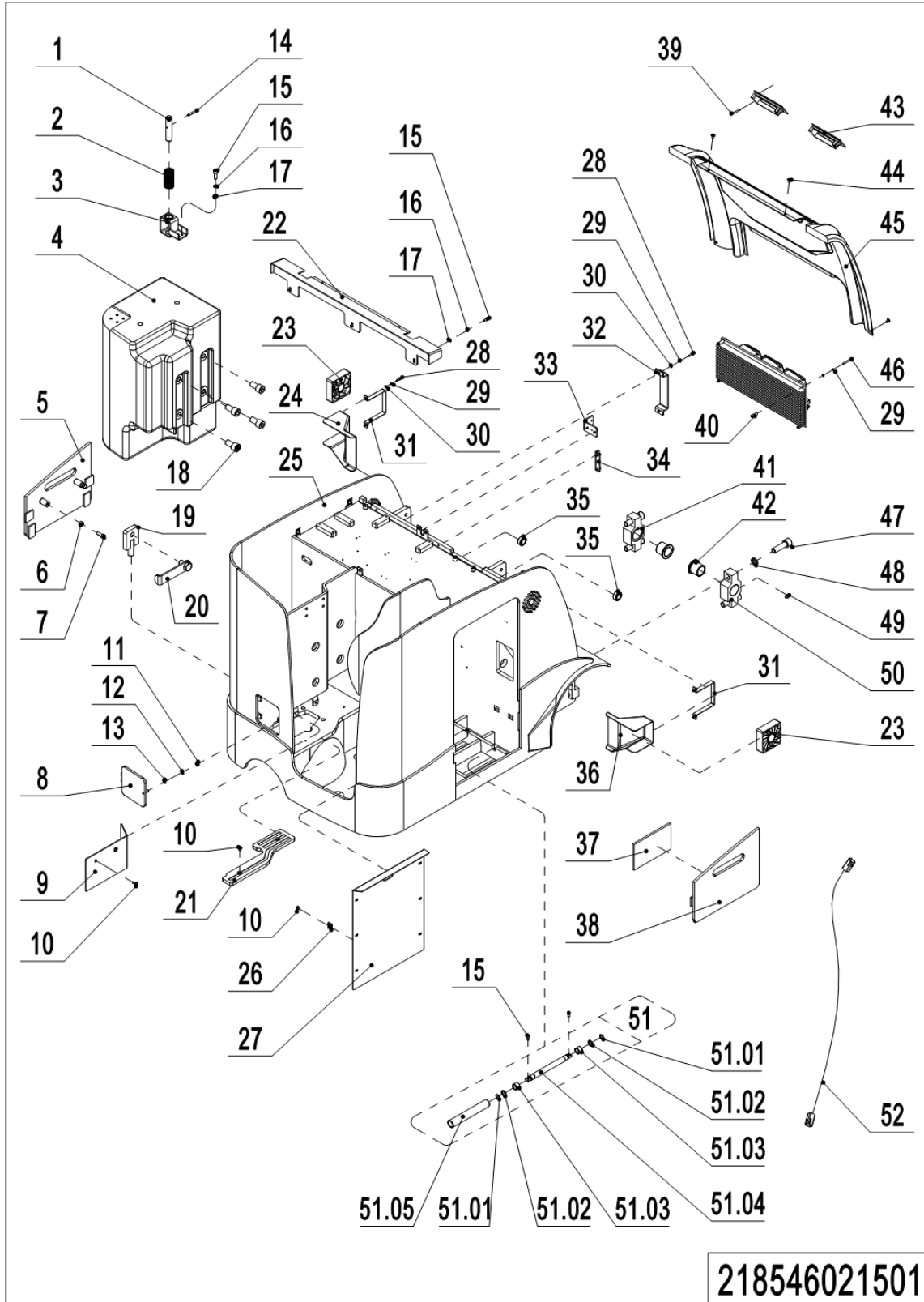
No.	Item Code	Mark	Item Description	Qty.	Substitute	Note
1	910200200075	1	Screw	2		
2	910400500007	1	Spring Washer	2		
3	910400100007	1	Flat Washer	2		
4	255044010057	2	Pin	2		
5	910200200055	1	Screw	2		
6	910400500019	1	Spring Washer	2		
7	910400100006	1	Flat Washer	2		
8	218520510002	2	Pin	2		
9	218520510000	2	Tilt Cylinder	1		
9.01	218598520000		Seal Kit	2		
10	218533010022	1	Switch	1		
11	218533010023	1	Switch	1		
12	218520510003	2	Bracket	1		
13	218520520003	2	Plate	1		
14	910200200036	1	Screw	1		
15	910300100005	1	Nut	1		
16	218520520002	2	Fixing Sleeve	1		
17	911000600007	2	Hose Clamp	2		
18	218520510001	1	Tilt Cylinder	1		

04 Hydraulic Steering Assembly (218546015001)

No.	Item Code	Mark	Item Description	Qty.	Substitute	Note
1	274031510011	2	Handle	1		
2	218515020001	2	Steering Wheel	1		
3	218515010001	2	Input Shaft	1		
4	910700200074	1	Bearing	1		
5	910401300014	1	Circlip	1		
6	910401300012	1	Circlip	2		
7	218515020008	2	Induction Block	1		
8	910400500006	1	Spring Washer	4		
9	910200200058	1	Screw	4		
10	218515020000	2	Cover	1		
11	941100100004	2	Screw	4		
12	910100300036	1	Bolt	4		
13	910400500007	1	Spring Washer	4		
14	910400100007	1	Flat Washer	4		
15	218515010000	2	Mounting Base	1		
16	281215010002	2	Steer Unit	1		
17	910401400013	1	Circlip	1		
18	940998510017	2	Sensor Component	1		
19	910400500005	1	Spring Washer	1		
20	910200200035	1	Screw	1		

Chapter 3: Truck Frame

01 Chassis (218546021501)

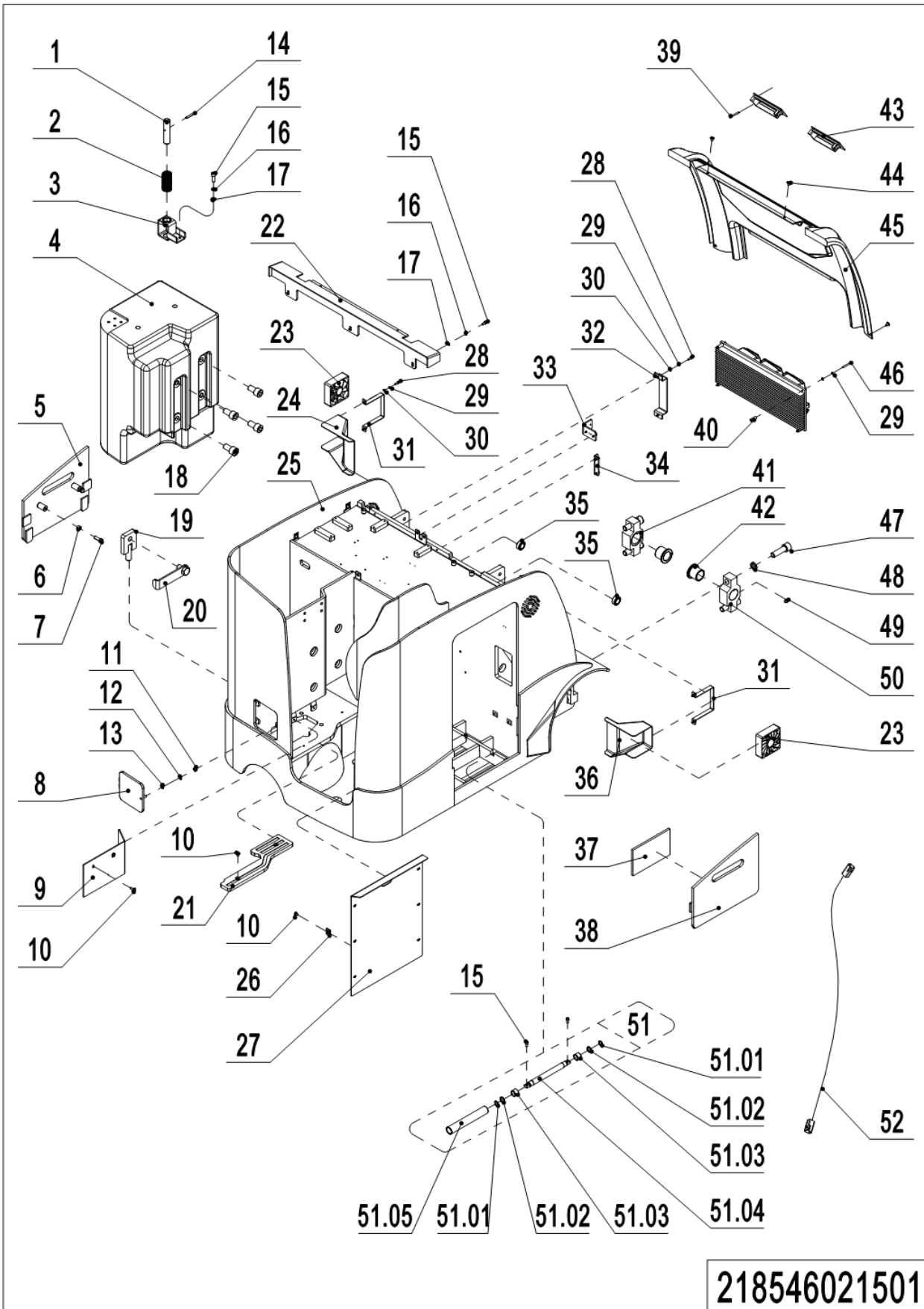


1= Supply as package. 2= Supply with constraints. 3= Phasing-out supply. 4= Supply as assembly. 5= Check other tables.15

01 Chassis (218546021501)

No.	Item Code	Mark	Item Description	Qty.	Substitute	Note
1	218521520070	2	Stop Dog	1		
2	218521520066	2	Spring	1		
3	218521510008	2	Fixing Base	1		
4	218523020000	2	Balance Weight	1		
5	218521510004	2	Baffle	1		
6	910300100008	1	Nut	2		
7	910100300051	1	Bolt	2		
8	218521510005	2	Baffle	1		
9	218521520054	2	Close Plate	1		
10	941100100012	2	Screw,M8x20	10		
11	910300100007	1	Nut	1		
12	910400500007	1	Spring Washer	1		
13	910400100007	1	Flat Washer	1		
14	910600400043	1	Spring Pin	1		
15	910200200057	1	Screw	17		
16	910400500006	1	Spring Washer	5		
17	910400100006	1	Flat Washer	5		
18	910200200134	1	Screw	4		
19	221021510006	2	Stop Dog	1		
20	218521510003	2	Handle	1		
21	218521520085	2	Rubber Mat	1		
22	218521510009	2	Plate	1		
23	214533510005	2	Fan	2		
24	218521520001	2	Cover	1		
25	218521510000	2	Chassis	1		
26	940400400002	2	Cage Nut	6		
27	218521520055	2	Plate	1		
28	910200200035	1	Screw	16		
29	910400500005	1	Spring Washer	20		
30	910400100005	1	Flat Washer	20		

01 Chassis (218546021501) Continuation

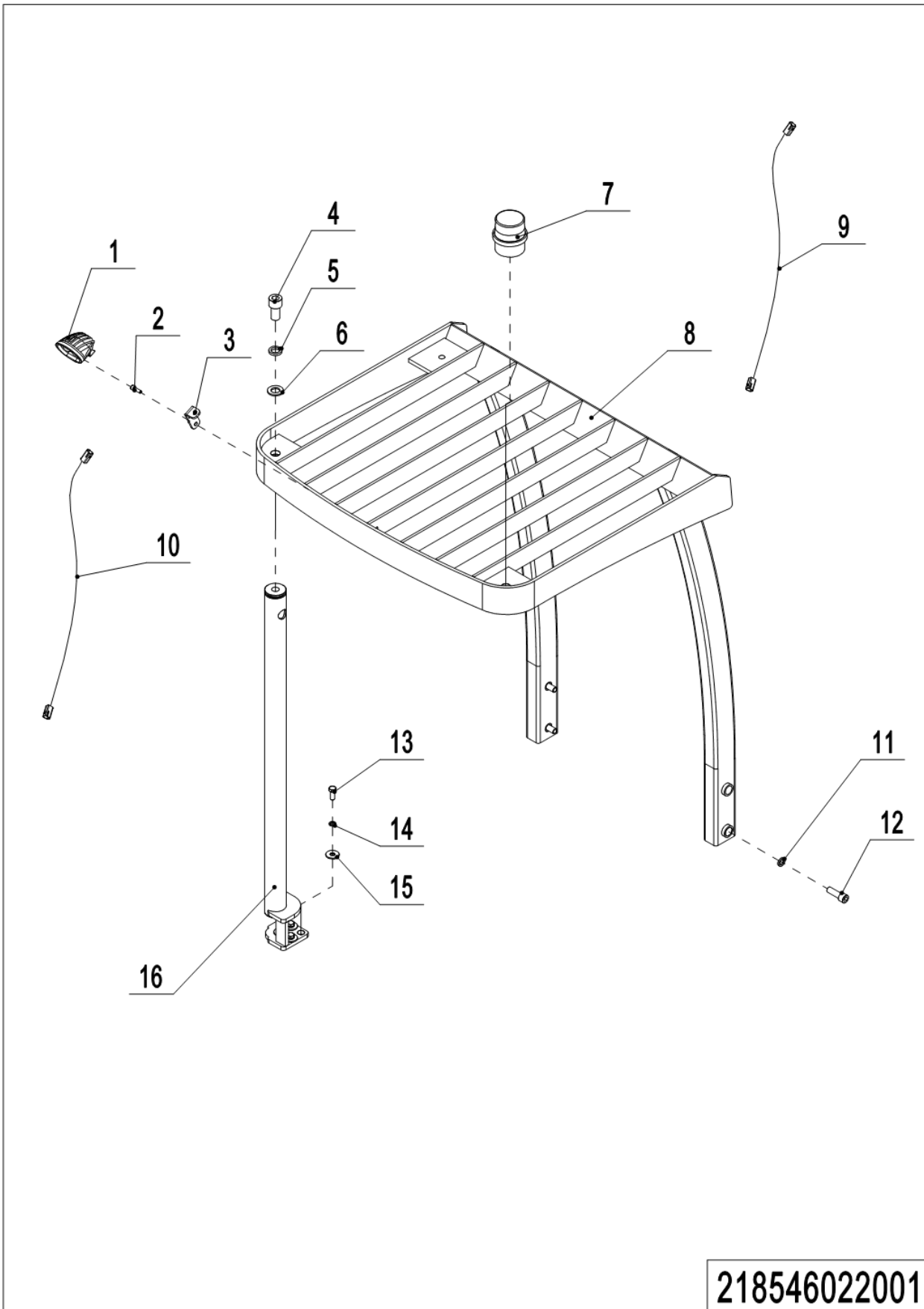


1= Supply as package. 2= Supply with constraints. 3= Phasing-out supply. 4= Supply as assembly. 5= Check other tables.17

01 Chassis (218546021501) Continuation

No.	Item Code	Mark	Item Description	Qty.	Substitute	Note
31	218521520078	2	Plate	2		
32	218521520064	2	Plate	1		
33	218521520062	2	Mounting Plate	1		
34	214521520086	2	Fixing Plate	1		
35	910700900004	2	Bearing	2		
36	218521520000	2	Cover	1		
37	218521520077	2	Protective Cover	3		
38	218521510002	2	Baffle	1		
39	910200500015	1	Screw	4		
40	218521520063	2	Spacer Bush	4		
41	218521520058	2	Hinge Base	1		
42	940500400024	2	Bearing	2		
43	206521510010	2	Handle	2		
44	941100100001	2	Screw	4		
45	218521520002	2	Cover	1		
46	910200200043	1	Screw	4		
47	910200200213	1	Screw	4		
48	910400500013	1	Spring Washer	4		
49	911200100002	1	Oil Cup	2		
50	218521520057	2	Hinge Base	1		
51	214512510000	2	Roller Kits	6		
51.01	910401300011	1	Circlip	12		
51.02	232021520104	2	Washer	12		
51.03	910700800001	2	Bearing	12		
51.04	214512520000	2	Axle	6		
51.05	214512520001	2	Roller	6		
52	218533010015	1	Wire Harness	1		

02 Overhead Guard (218546022001)



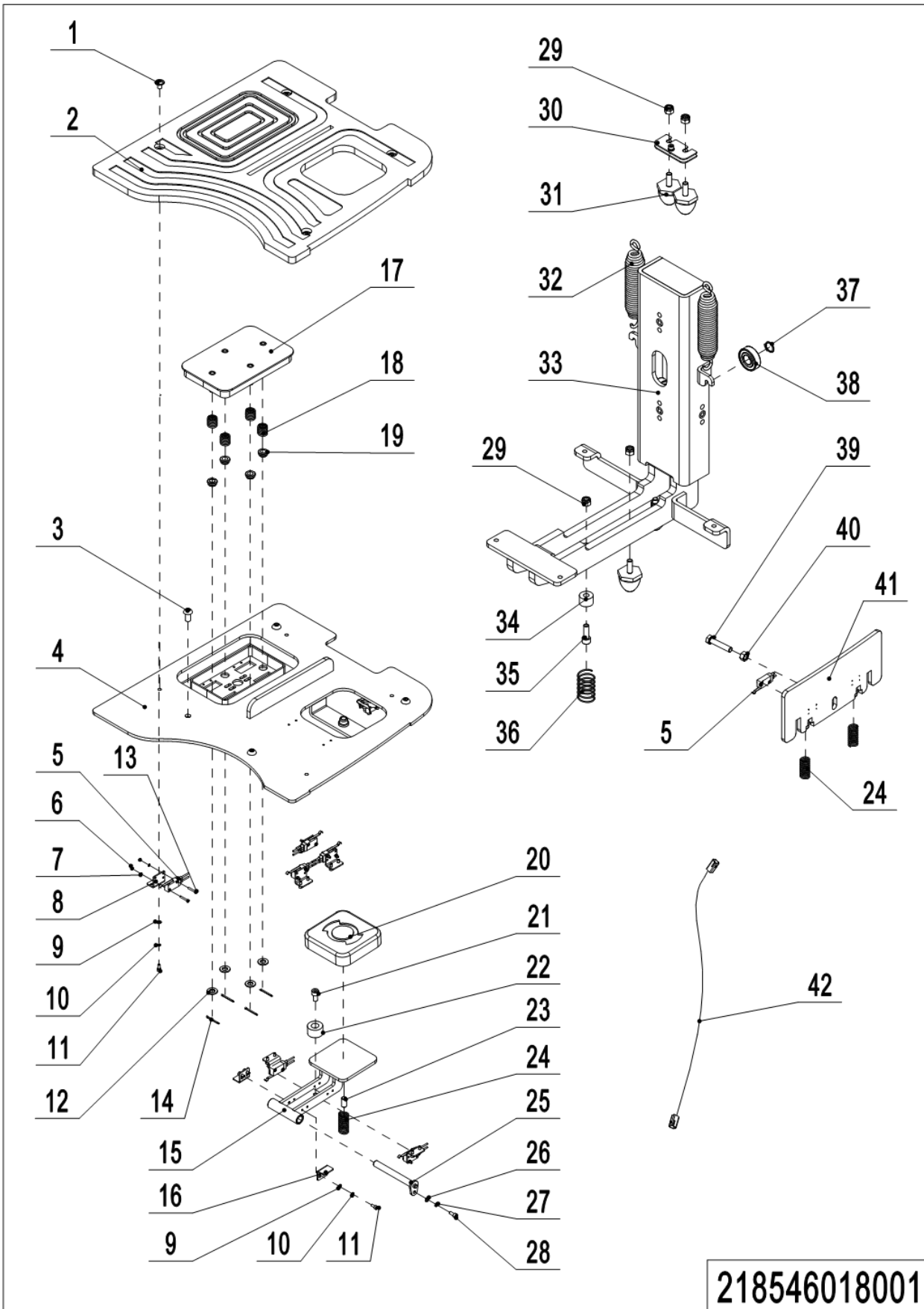
218546022001

1= Supply as package. 2= Supply with constraints. 3= Phasing-out supply. 4= Supply as assembly. 5= Check other tables.19

02 Overhead Guard (218546022001)

No.	Item Code	Mark	Item Description	Qty.	Substitute	Note
1	922000100067	2	Lamp	1		
2	910200200058	1	Screw	1		
3	212122020023	2	Mounting Plate	1		
4	910200200134	1	Screw	1		
5	910400500013	1	Spring Washer	1		
6	910400100014	1	Flat Washer	1		
7	922000100059	2	Lamp	1		
8	218522010000	2	Overhead Guard	1		
9	218533010020	2	Wire Harness	1		
10	218533010019	2	Wire Harness	1		
11	910400500010	1	Spring Washer	4		
12	910200200123	1	Screw	4		
13	910100300050	1	Bolt	4		
14	910400500008	1	Spring Washer	4		
15	910400200005	1	Flat Washer	4		
16	218522010001	2	Support base	1		

03 Platform (218546018001)



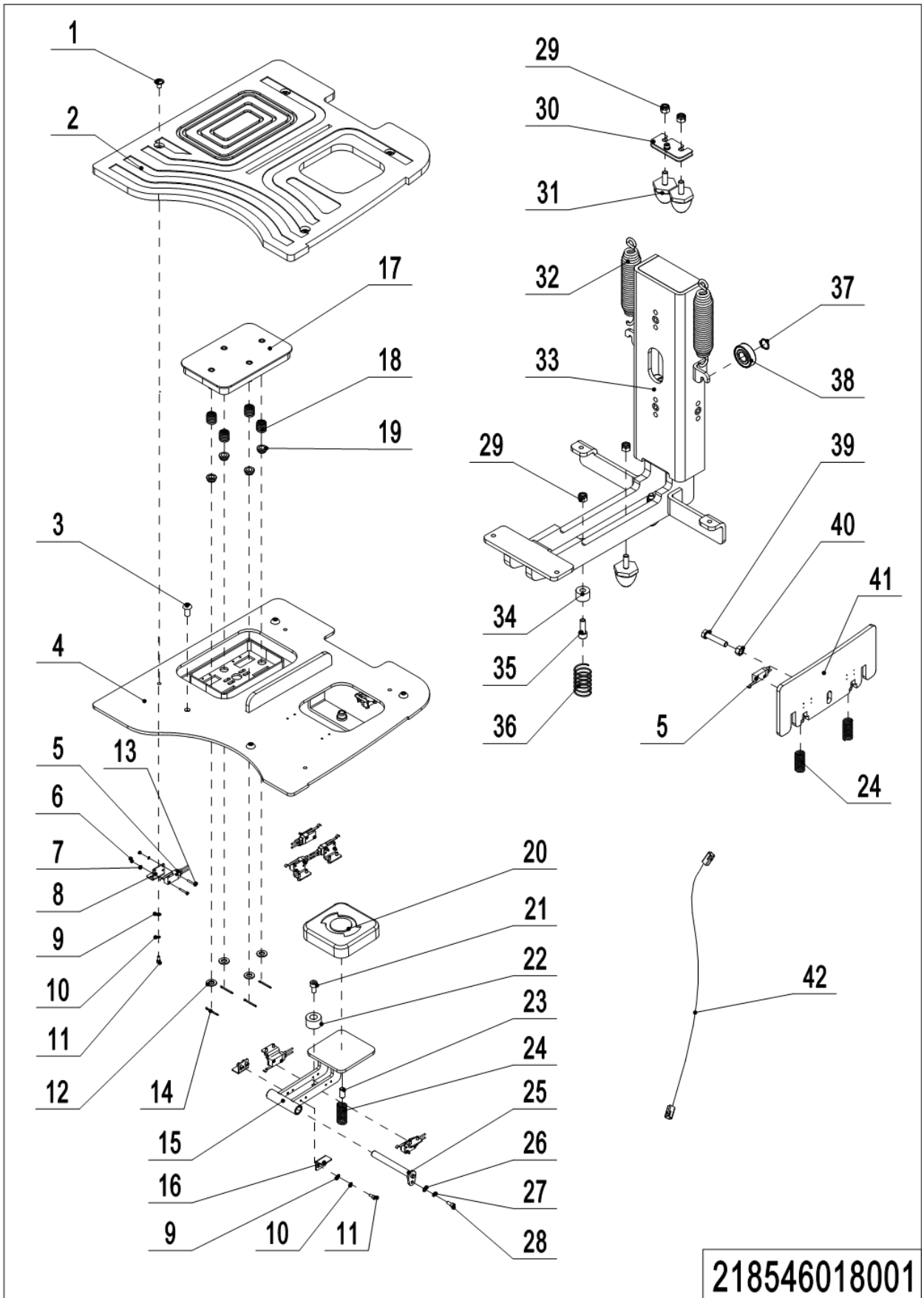
218546018001

1= Supply as package. 2= Supply with constraints. 3= Phasing-out supply. 4= Supply as assembly. 5= Check other tables.21

03 Platform (218546018001)

No.	Item Code	Mark	Item Description	Qty.	Substitute	Note
1	941100100001	1	Screw	4		
2	218518020012	2	Rubber Mat	1		
3	941100100007	1	Screw	4		
4	218518010000	2	Baseboard	1		
5	920200300028		Microswitch	8		
6	910300100002	1	Nut	12		
7	910400500002	1	Spring Washer	12		
8	214518020020	2	Mounting Plate	6		
9	910400100003	1	Flat Washer	16		
10	910400500003	1	Spring Washer	16		
11	910200200013	1	Screw	16		
12	910400100007	1	Flat Washer	4		
13	910200500015	1	Screw	12		
14	910600600023	1	Cotter Pin	4		
15	214518010001	2	Brake Pedal	1		
16	214518020021	2	Mounting Plate	2		
17	214518010002	2	Pedal Pad	1		
18	214518020027	2	Spring	4		
19	214518020023	2	Sleeve	4		
20	214518020030	2	Sheath	1		
21	910200200055	1	Screw	1		
22	532621520062	2	Crash Pad	1		
23	214518020022	2	Crash Pad	1		
24	214518020026	2	Spring	3		
25	214518010003	2	Pin	1		
26	910400100004	1	Flat Washer	1		
27	910400500004	1	Spring Washer	1		
28	910200200022	1	Screw	1		
29	910300500005	1	Nut	4		
30	218518020014	2	Plate	2		
31	212144520242	2	Crash Pad	4		

03 Platform (218546018001) Continuation



218546018001

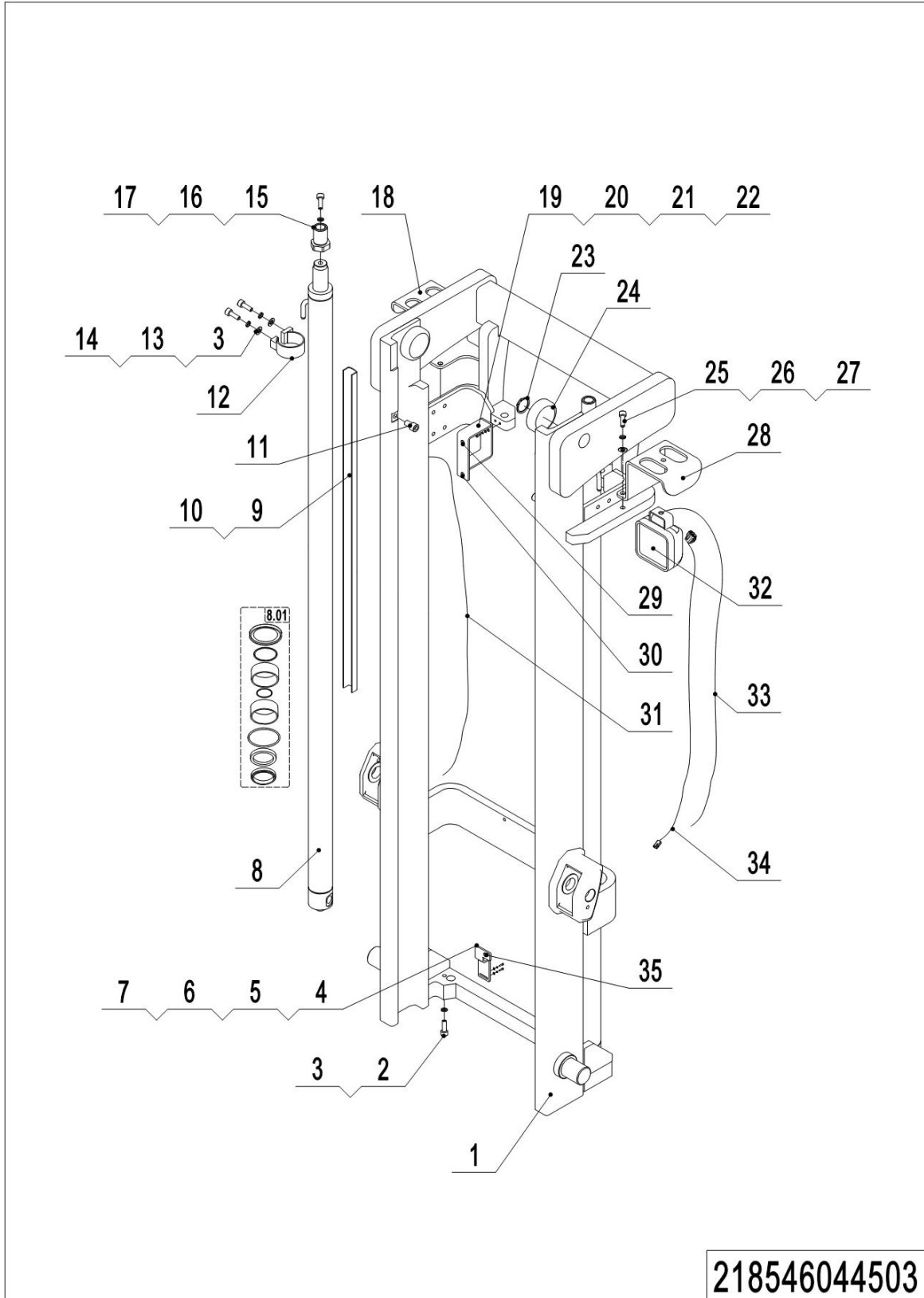
1= Supply as package. 2= Supply with constraints. 3= Phasing-out supply. 4= Supply as assembly. 5= Check other tables.23

03 Platform (218546018001) Continuation

No.	Item Code	Mark	Item Description	Qty.	Substitute	Note
32	218518020002	2	Spring	2		
33	218518010003	2	Platform Suspension Arm	1		
34	218518020013	2	Fixing Base	1		
35	910200200077	1	Screw	1		
36	218518020015	2	Spring	1		
37	910401300011	1	Circlip	6		
38	910700200019	1	Bearing	6		
39	910100300041	1	Bolt	2		
40	910300100007	1	Nut	1		
41	218518010002	2	Top Plate	1		
42	218533010012	2	Wire Harness	1		

Chapter 4: Mast

01 Outer Mast (218546044503)

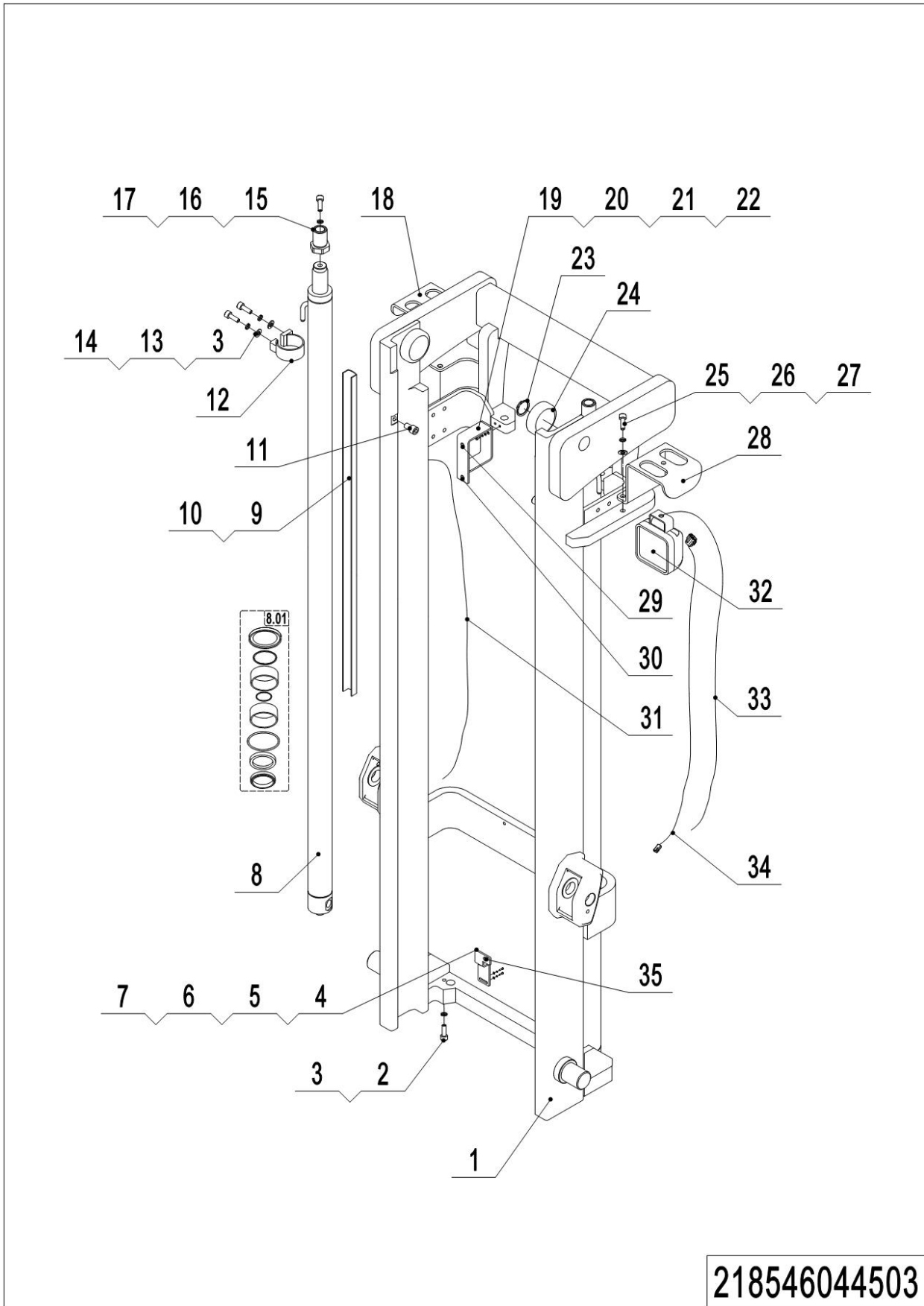


1= Supply as package. 2= Supply with constraints. 3= Phasing-out supply. 4= Supply as assembly. 5= Check other tables.25

01 Outer Mast (218546044503)

No.	Item Code	Mark	Item Description	Qty.	Substitute	Note
1	218544510006	2	Outer Mast	1		6200
1	218544510007	2	Outer Mast	1		5720
1	218544510008	2	Outer Mast	1		5260
1	218544510009	2	Outer Mast	1		4000
2	910200200060	1	Screw	2		
3	910400500006	1	Spring Washer	6		
4	218544520051	2	Mounting Plate	1		
5	910200200023	1	Screw	2		
6	910400500004	1	Spring Washer	2		
7	910400100004	1	Flat Washer	2		
8	218544510010	2	Cylinder	2		6200
8	218544510011	2	Cylinder	2		5720
8	218544510012	2	Cylinder	2		5260
8	218544510013	2	Cylinder	2		4000
8.01	218598510100		Seal Kit	2		
9	218544520126	2	Cover	2		
10	911000600007	2	Hose Clamp	6		
11	910200200096	2	Screw	2		
12	218544510106	2	Fixing Base	2		
13	910200200058	1	Screw	4		
14	910400100006	1	Flat Washer	4		
15	212144520060	2	Barrel	2		
16	910200200101	1	Screw	2		
17	910400500008	1	Spring Washer	2		
18	218544520055	2	Mounting Plate	1		
19	218544520041	2	Mounting Plate	1		
20	910200200035	1	Screw	2		
21	910400500005	1	Spring Washer	2		
22	910400100005	1	Flat Washer	2		
23	910401300018	2	Circlip	2		
24	940200300007	2	Compound Roller	2		
25	910200200075	1	Screw	4		
26	910400500007	2	Spring Washer	4		
27	910400100007	2	Flat Washer	4		
28	218544520054	2	Mounting Plate	1		

01 Outer Mast (218546044503) Continuation

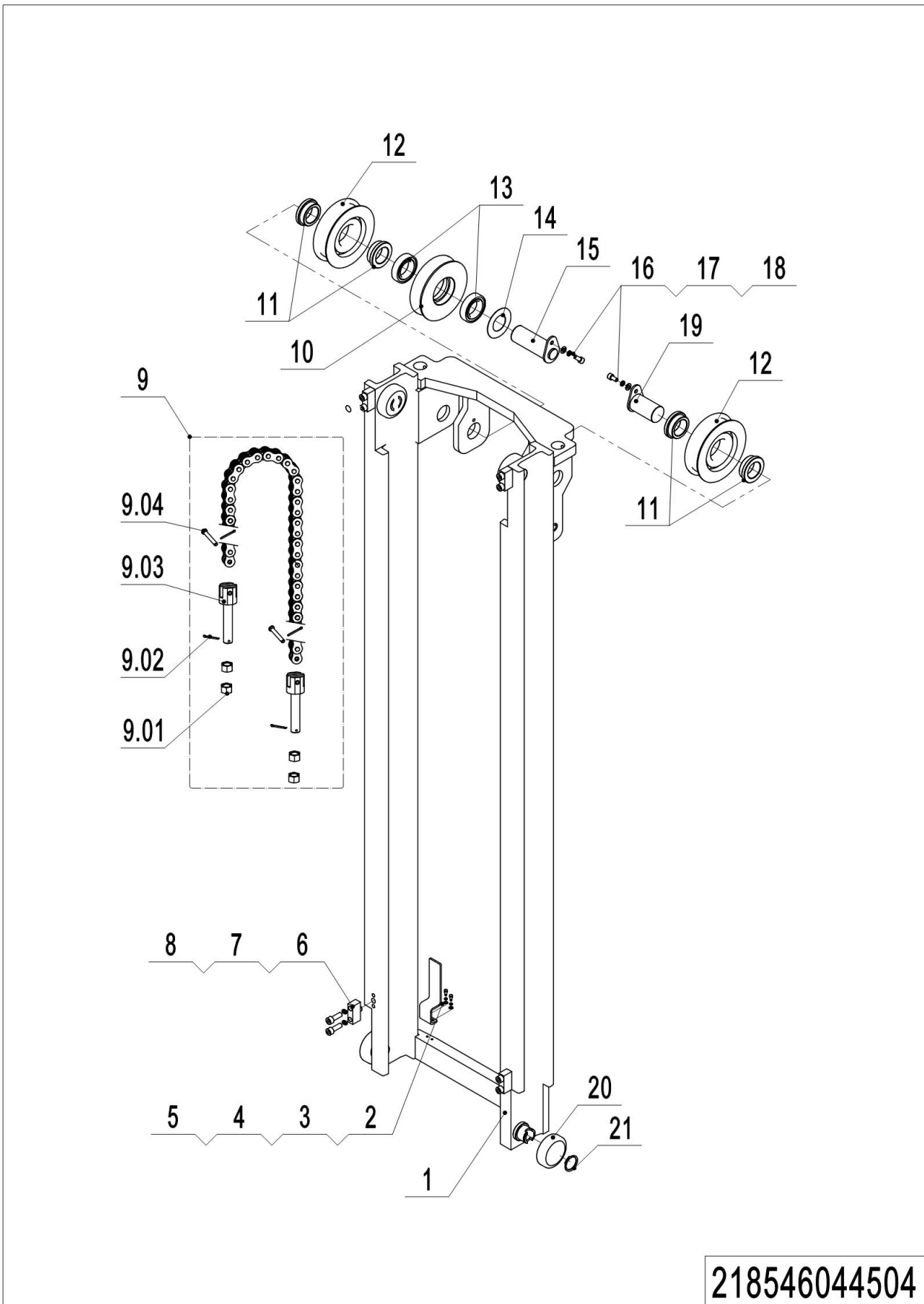


1= Supply as package. 2= Supply with constraints. 3= Phasing-out supply. 4= Supply as assembly. 5= Check other tables.27

01 Outer Mast (218546044503) Continuation

No.	Item Code	Mark	Item Description	Qty.	Substitute	Note
29	218533010017		Switch	1		
30	218533010018		Switch	1		
31	218533010024		Wire Harness	1		
32	922000100058		Lamp	1		
33	218533010021		Wire Harness	1		
34	218533010013		Wire Harness	1		
35	218533010016		Switch	1		

02 Middle Mast (218546044504)



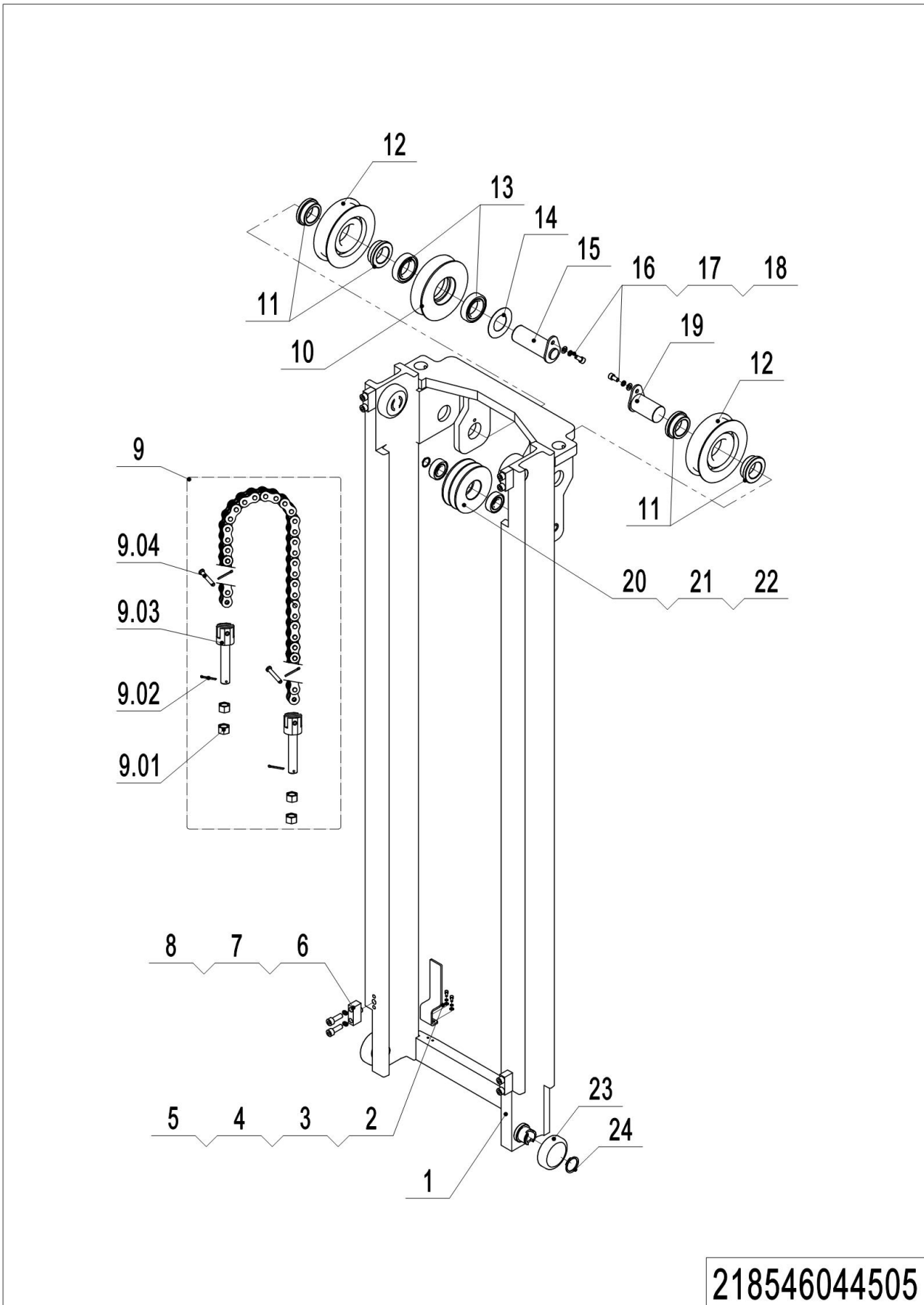
218546044504

1= Supply as package. 2= Supply with constraints. 3= Phasing-out supply. 4= Supply as assembly. 5= Check other tables.29

02 Middle Mast (218546044504)

No.	Item Code	Mark	Item Description	Qty.	Substitute	Note
1	218544510024	2	Middle Mast	1		6200
1	218544510025	2	Middle Mast	1		5720
1	218544510026	2	Middle Mast	1		5260
1	218544510027	2	Middle Mast	1		4000
2	910200200023	1	Screw	2		
3	910400500004	1	Spring Washer	2		
4	910400100004	1	Flat Washer	2		
5	218544520040	2	Mounting Plate	1		
6	218544510105	2	Stop Block	4		
7	910200200079	2	Screw	8		
8	910400500008	2	Spring Washer	8		
9	218544510032	2	Chain	2		6200
9	218544510033	2	Chain	2		5720
9	218544510034	2	Chain	2		5260
9	218544510035	2	Chain	2		4000
9.01	910300200008	2	Nut	2		
9.02	910600600030	1	Cotter Pin	2		
9.03	941300100012	2	Chain Bolt	1		
9.04	941100800008	2	Pin	1		
10	218544520047	2	Pulley	1		
11	218544520043	2	Bushing	4		
12	940200500006	2	Sprocket Bearing	2		
13	910700200008	2	Bearing	2		
14	218544520050	2	Washer	1		
15	218544510104	2	Pin	1		
16	910200200055	2	Screw	2		
17	910400500006	1	Spring Washer	2		
18	910400100006	1	Flat Washer	2		
19	218544510103	2	Pin	1		
20	940200300007		Compound Roller	2		
21	910401300018	2	Circlip	2		

03 Middle Mast (With Side Shifter) (218546044505)



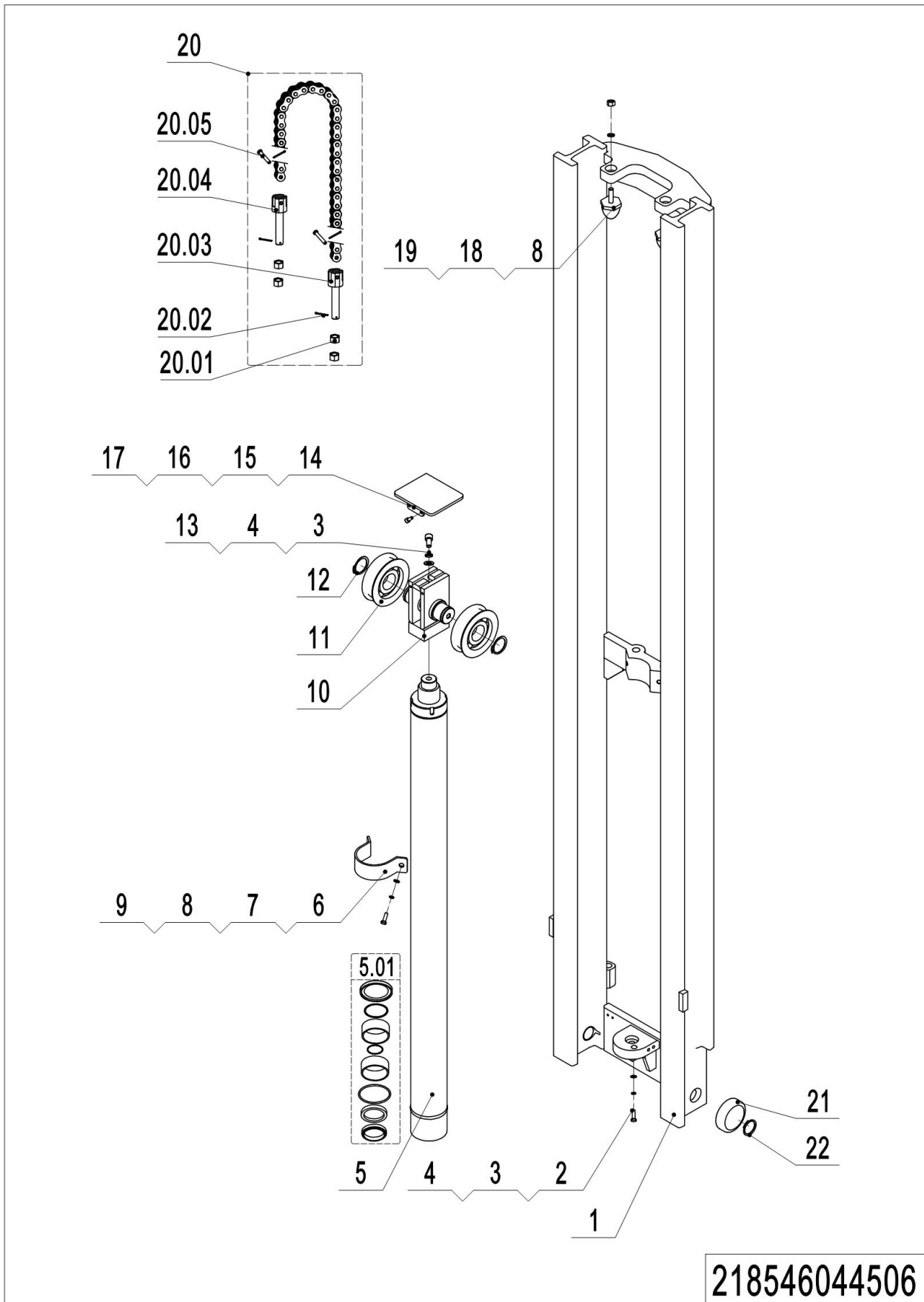
218546044505

1= Supply as package. 2= Supply with constraints. 3= Phasing-out supply. 4= Supply as assembly. 5= Check other tables.31

03 Middle Mast (With Side Shifter) (218546044505)

No.	Item Code	Mark	Item Description	Qty.	Substitute	Note
1	218544510024	2	Middle Mast	1		6200
1	218544510025	2	Middle Mast	1		5720
1	218544510026	2	Middle Mast	1		5260
1	218544510027	2	Middle Mast	1		4000
2	910200200023	1	Screw	2		
3	910400500004	1	Spring Washer	2		
4	910400100004	1	Flat Washer	2		
5	218544520040	2	Mounting Plate	1		
6	218544510105	2	Stop Block	4		
7	910200200079	1	Screw	8		
8	910400500008	1	Spring Washer	8		
9	218544510032	2	Chain	2		6200
9	218544510033	2	Chain	2		5720
9	218544510034	2	Chain	2		5260
9	218544510035	2	Chain	2		4000
9.01	910300200008	2	Nut	2		
9.02	910600600030	1	Cotter Pin	2		
9.03	941300100012	1	Chain Bolt	1		
9.04	941100800008	1	Pin	1		
10	218544520047	2	Pulley	1		
11	218544520043	2	Bushing	4		
12	940200500006	2	Sprocket Bearing	2		
13	910700200008	2	Bearing	2		
14	218544520050	2	Washer	1		
15	218544510104	2	Pin	1		
16	910200200055	1	Screw	2		
17	910400500006	1	Spring Washer	2		
18	910400100006	1	Flat Washer	2		
19	218544510103	2	Pin	1		
20	910401300011	2	Circlip	1		
21	910700200019	2	Bearing	2		
22	218544520046	2	Pulley	1		
23	940200300007	2	Compound Roller	2		
24	910401300018	2	Circlip	2		

04 Inner Mast (218546044506)

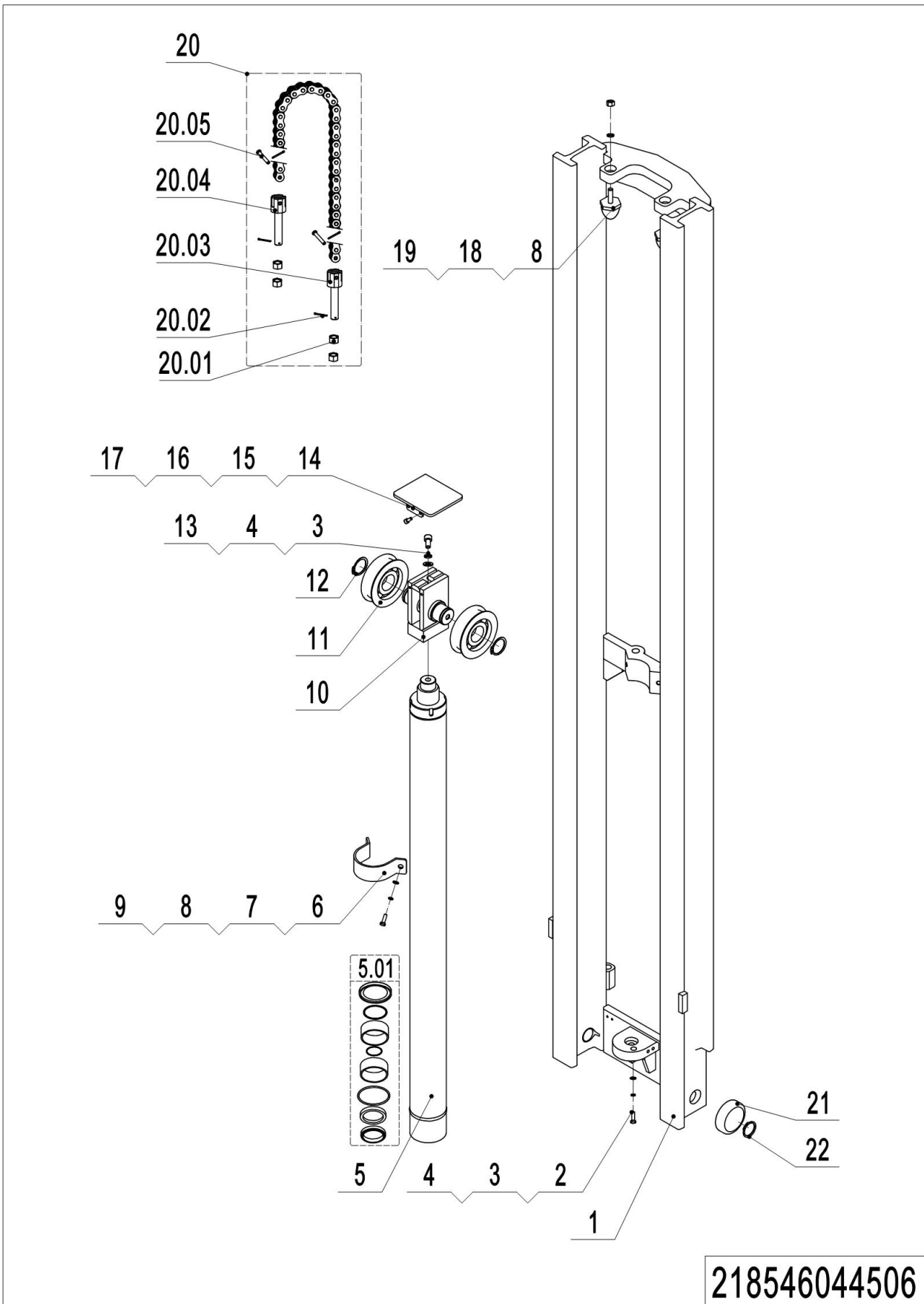


1= Supply as package. 2= Supply with constraints. 3= Phasing-out supply. 4= Supply as assembly. 5= Check other tables.33

04 Inner Mast (218546044506)

No.	Item Code	Mark	Item Description	Qty.	Substitute	Note
1	218544510028	2	Inner Mast	1		6200
1	218544510029	2	Inner Mast	1		5720
1	218544510030	2	Inner Mast	1		5260
1	218544510031	2	Inner Mast	1		4000
2	910100200005	1	Bolt	1		
3	910400500008	1	Spring Washer	2		
4	910400100008	1	Flat Washer	2		
5	218544510000	2	Cylinder	1		6200
5	218544510001	2	Cylinder	1		5720
5	218544510002	2	Cylinder	1		5260
5	218544510003	2	Cylinder	1		4000
5.01	218598510101	2	Seal Kit	1		
6	212144520068	2	Fixing Plate	1		
7	910200300028	1	Screw	2		
8	910400500007	1	Spring Washer	4		
9	910400100007	1	Flat Washer	2		
10	212144510049	2	Yoke	1		
11	940200500001	2	Sprocket Bearing	2		
12	910401300020	2	Circlip	2		
13	910200200099	1	Screw	1		
14	218544510107	2	Baffle	1		
15	910200200035	1	Screw	4		
16	910400500005	1	Spring Washer	4		
17	910400100005	1	Flat Washer	4		
18	212144520242	2	Crash Pad	2		
19	910300500005	1	Nut	2		
20	218544510036	2	Chain	2		6200
20	218544510037	2	Chain	2		5720
20	218544510038	2	Chain	2		5260
20	218544510039	2	Chain	2		4000

04 Inner Mast (218546044506) Continuation



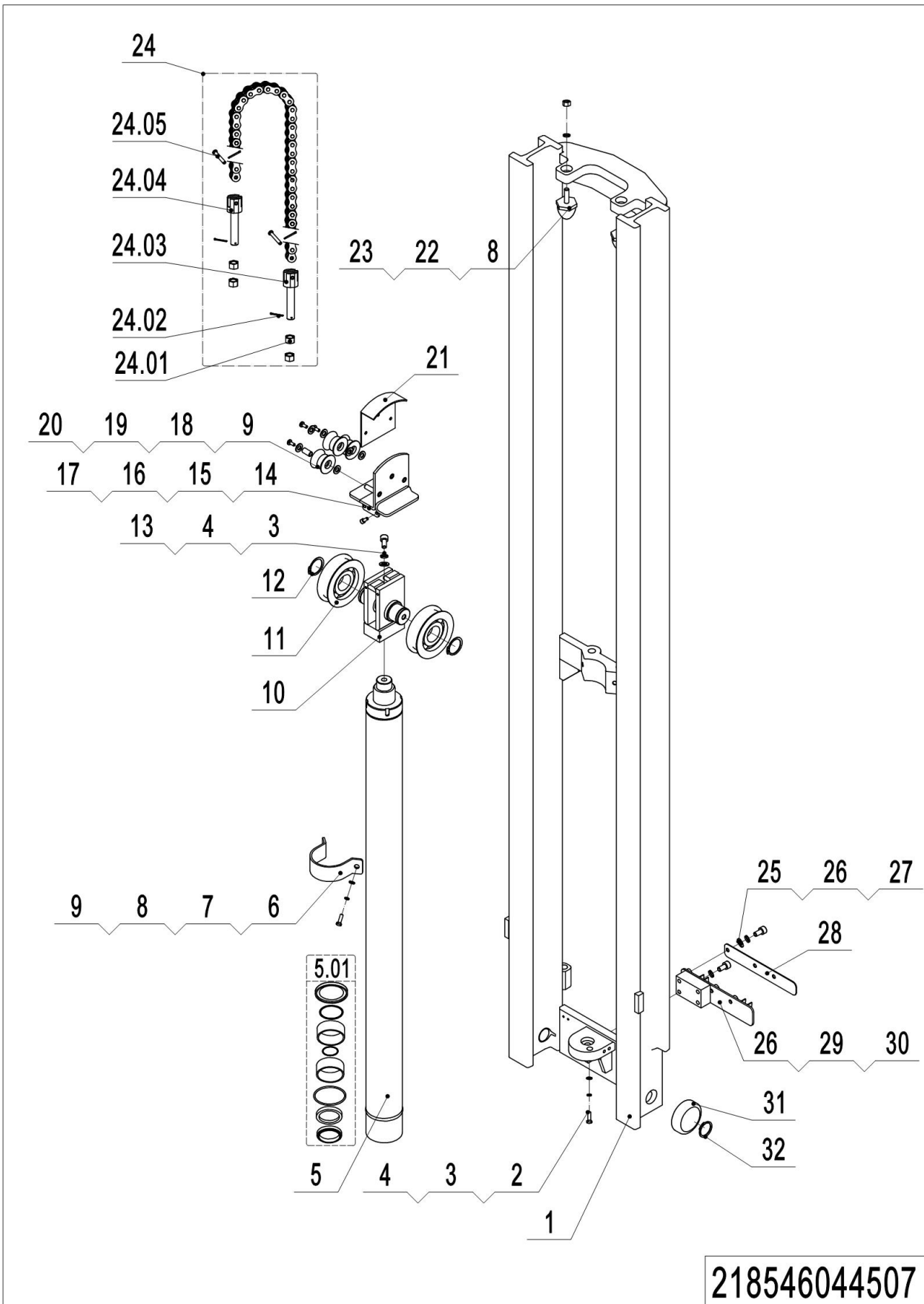
218546044506

1= Supply as package. 2= Supply with constraints. 3= Phasing-out supply. 4= Supply as assembly. 5= Check other tables.35

04 Inner Mast (218546044506) Continuation

No.	Item Code	Mark	Item Description	Qty.	Substitute	Note
20.01	910300200008	1	Nut	4		
20.02	910600600030	1	Cotter Pin	6		
20.03	941300100011	1	Chain Bolt	1		
20.04	941300100012	1	Chain Bolt	1		
20.05	941100800008	1	Pin	2		
21	940200300007		Compound Roller	2		
22	910401300018	2	Circlip	2		

05 Inner Mast (With Side Shifter) (218546044507)



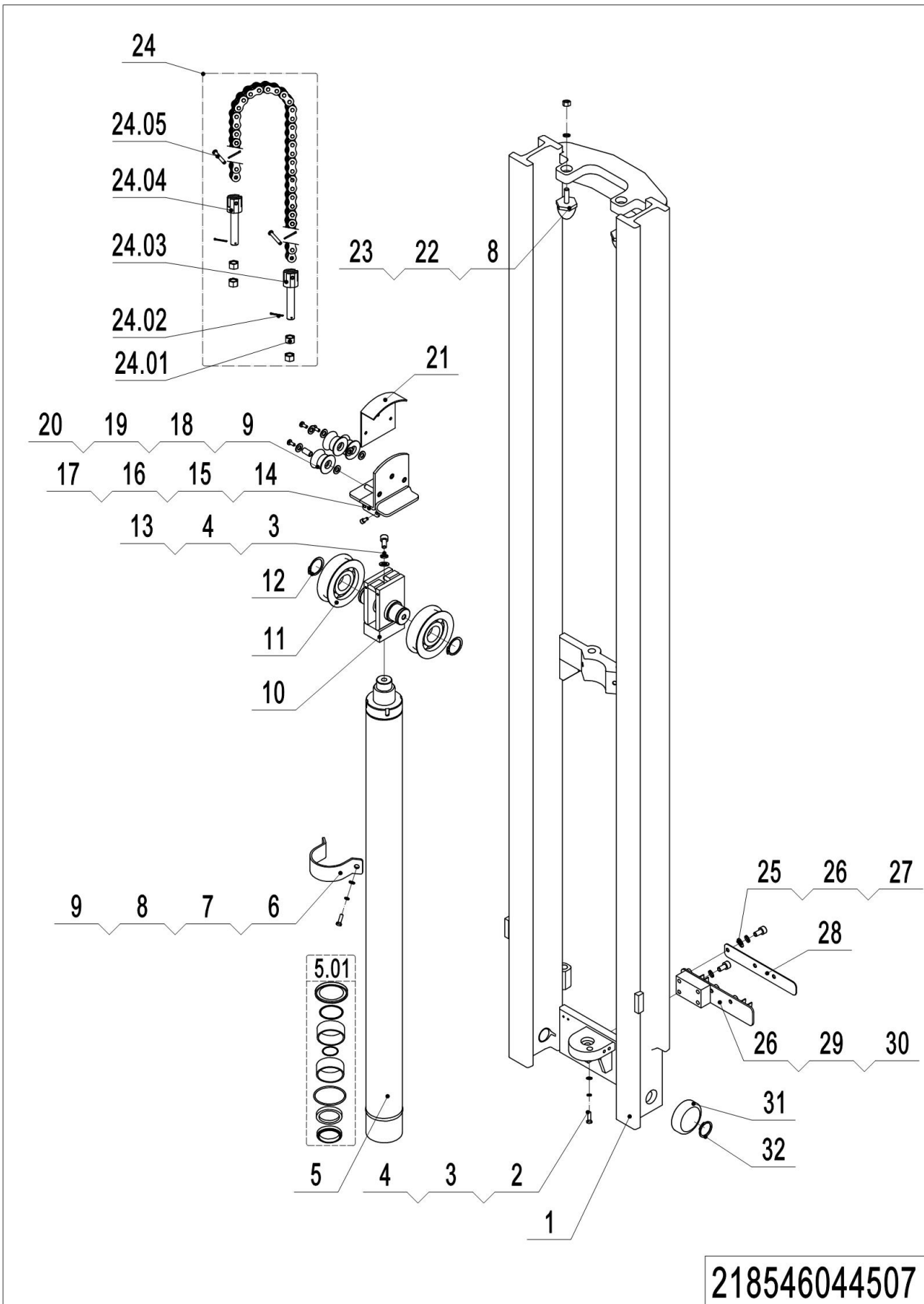
218546044507

1= Supply as package. 2= Supply with constraints. 3= Phasing-out supply. 4= Supply as assembly. 5= Check other tables.37

05 Inner Mast (With Side Shifter) (218546044507)

No.	Item Code	Mark	Item Description	Qty.	Substitute	Note
1	218544510028	2	Inner Mast	1		6200
1	218544510029	2	Inner Mast	1		5720
1	218544510030	2	Inner Mast	1		5260
1	218544510031	2	Inner Mast	1		4000
2	910100200005	2	Bolt	1		
3	910400500008	1	Spring Washer	2		
4	910400100008	1	Flat Washer	2		
5	218544510000	2	Cylinder	1		6200
5	218544510001	2	Cylinder	1		5720
5	218544510002	2	Cylinder	1		5260
5	218544510003	2	Cylinder	1		4000
5.01	218598510101	2	Seal Kit	1		
6	212144520068	2	Fixing Plate	1		
7	910200300028	1	Screw	2		
8	910400500007	1	Spring Washer	4		
9	910400100007	1	Flat Washer	8		
10	212144510049	2	Yoke	1		
11	940200500001	2	Sprocket Bearing	2		
12	910401300020	2	Circlip	2		
13	910200200099	1	Screw	1		
14	218544510100	2	Cover	1		
15	910200200035	1	Screw	4		
16	910400500005	2	Spring Washer	4		
17	910400100005	2	Flat Washer	4		
18	218544520048	2	Pulley	3		
19	940500100079	2	Bushing	6		
20	910200200035	1	Screw	3		
21	218544510101	2	Cover	1		
22	212144520242	2	Crash Pad	2		
23	910300500005	1	Nut	2		

05 Inner Mast (With Side Shifter) (218546044507) Continuation



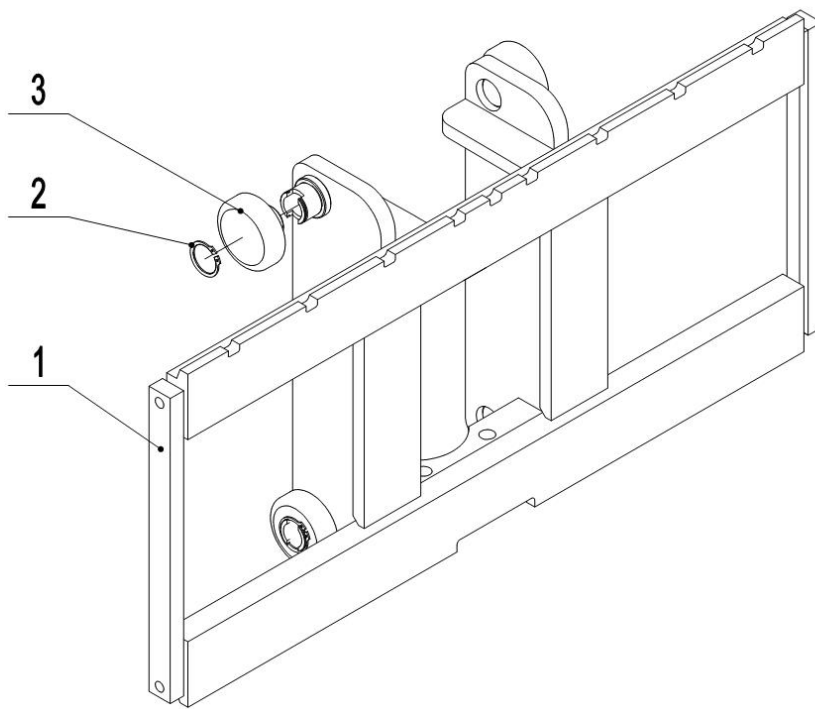
218546044507

1= Supply as package. 2= Supply with constraints. 3= Phasing-out supply. 4= Supply as assembly. 5= Check other tables.39

05 Inner Mast (With Side Shifter) (218546044507) Continuation

No.	Item Code	Mark	Item Description	Qty.	Substitute	Note
24	218544510036	2	Chain	2		6200
24	218544510037	2	Chain	2		5720
24	218544510038	2	Chain	2		5260
24	218544510039	2	Chain	2		4000
24.01	910300200008	1	Nut	4		
24.02	910600600030	2	Cotter Pin	6		
24.03	941300100011	1	Chain Bolt	1		
24.04	941300100012	1	Chain Bolt	1		
24.05	941100800008	2	Pin	2		
25	910200300024	1	Screw	3		
26	910400500006	1	Spring Washer	7		
27	910400100006	1	Flat Washer	3		
28	218544520034	2	Fixing Plate	1		
29	218544510102	2	Fixing Mount	1		
30	910200300026	1	Screw	4		
31	940200300007		Compound Roller	2		
32	910401300018	2	Circlip	2		

06 Fork Carriage (218546038001)



218546038001

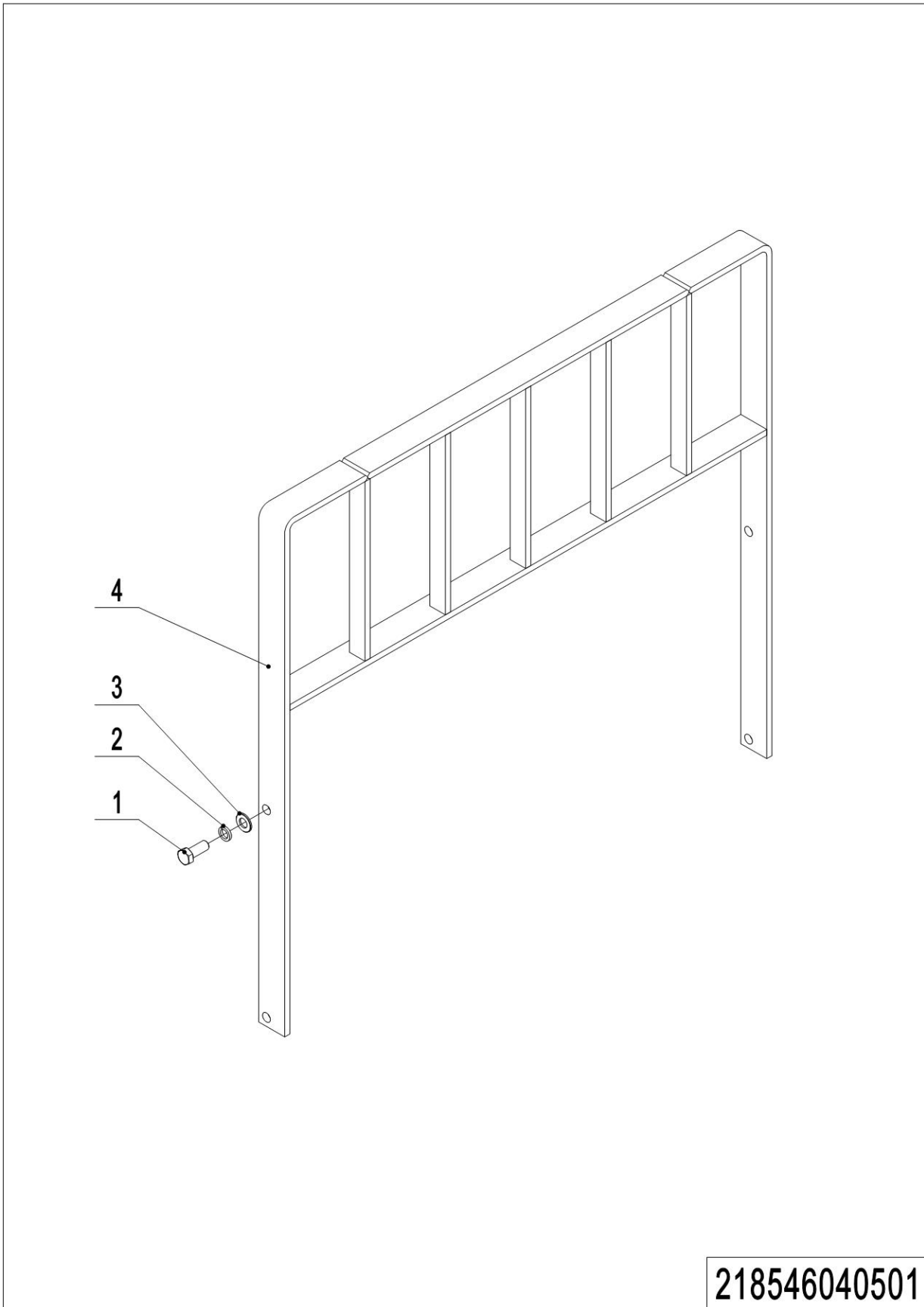
Print Number:

Print Date:

06 Fork Carriage (218546038001)

No.	Item Code	Mark	Item Description	Qty.	Substitute	Note
1	218538010000	2	Fork	1		
2	910401300018	1	Circlip	4		
3	940200300007		Compound Roller	4		

07 Load Backrest (218546040501)



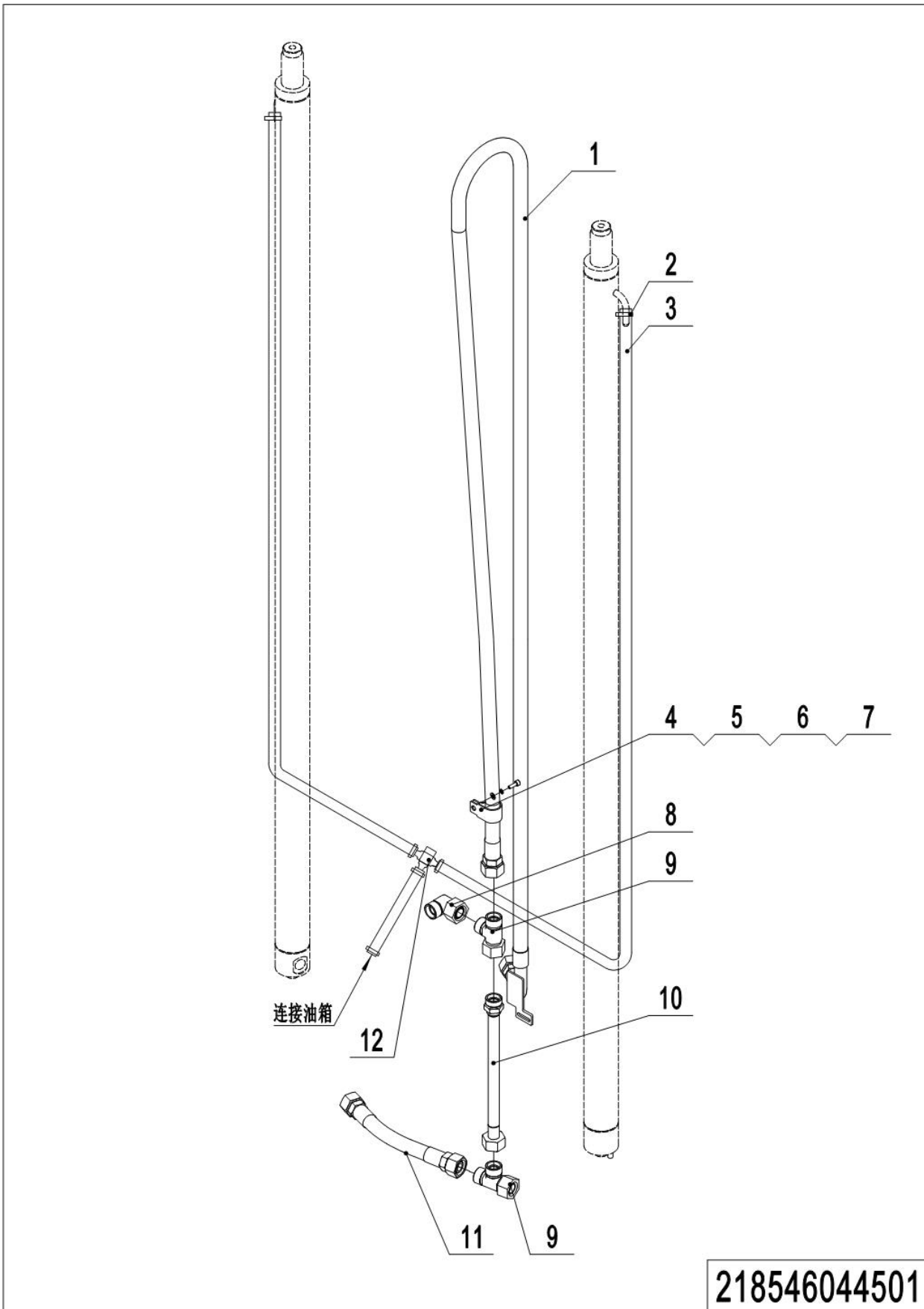
Print Number:

Print Date:

07 Load Backrest (218546040501)

No.	Item Code	Mark	Item Description	Qty.	Substitute	Note
1	910100300063	1	Bolt	4		
2	910400500009	1	Spring Washer	4		
3	910400100009	1	Flat Washer	4		
4	218540510000	2	Load Backrest	1		

08 Mast Hydraulic Without Side Shifter (218546044501)

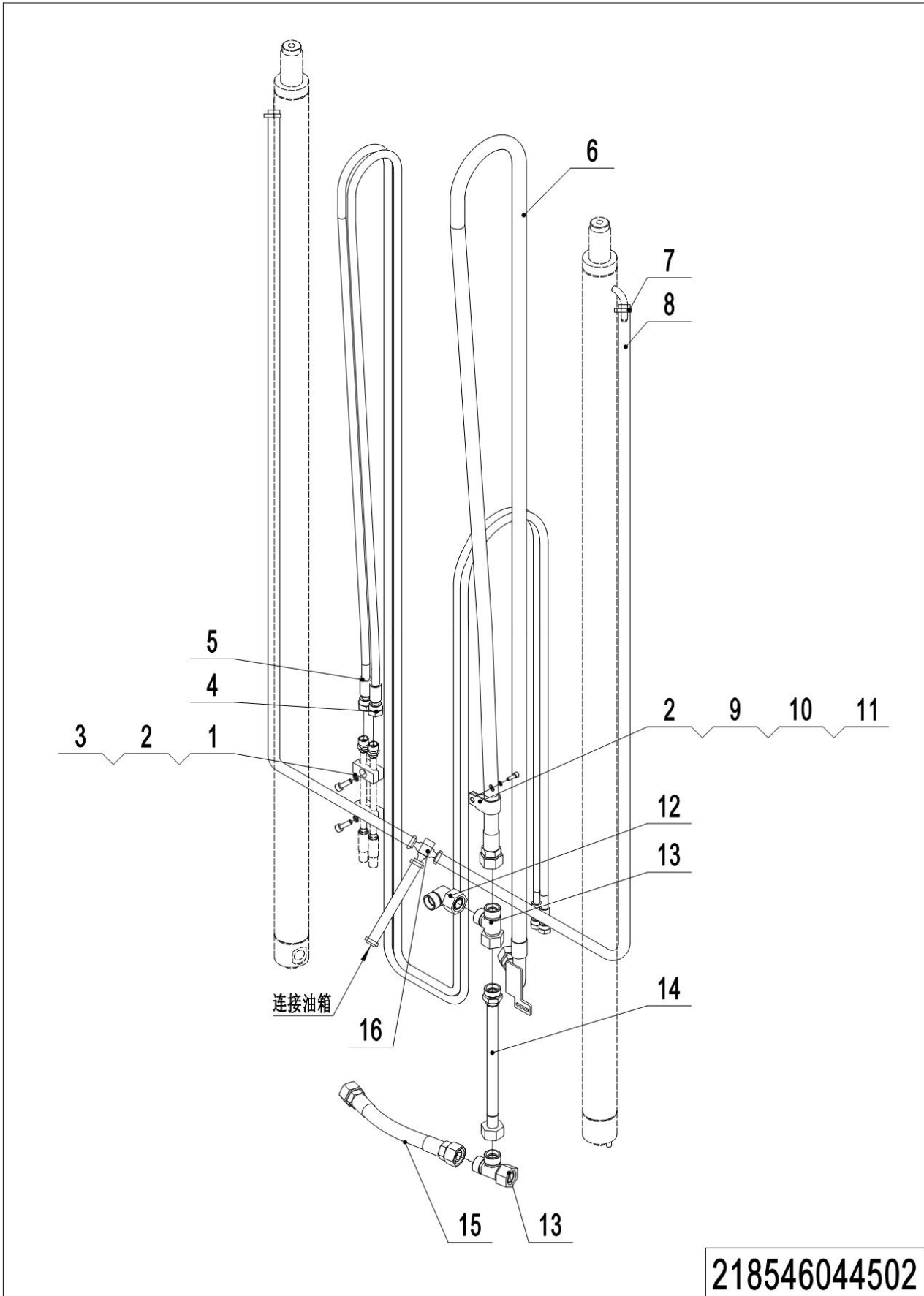


1= Supply as package. 2= Supply with constraints. 3= Phasing-out supply. 4= Supply as assembly. 5= Check other tables.45

08 Mast Hydraulic Without Side Shifter (218546044501)

No.	Item Code	Mark	Item Description	Qty.	Substitute	Note
1	218544520202	2	Hose	1		6200
1	218544520203	2	Hose	1		5720
1	218544520204	2	Hose	1		5260
1	218544520205	2	Hose	1		4000
2	255044020043	2	Plate	6		
3	900200301004	2	Plastic Pipe	1		
4	951000100004	2	Hose Clamp	1		
5	910400100006	1	Flat Washer	1		
6	910400500006	1	Spring Washer	1		
7	910200200057	1	Screw	1		
8	950400200006	2	Joint	1		
9	950401000004	2	Joint	2		
10	218544520201	2	Steel Tube	1		
11	218544520200	2	Hose	1		
12	255044020118	2	Joint	1		

09 Mast Hydraulic With Side Shifter (218546044502)



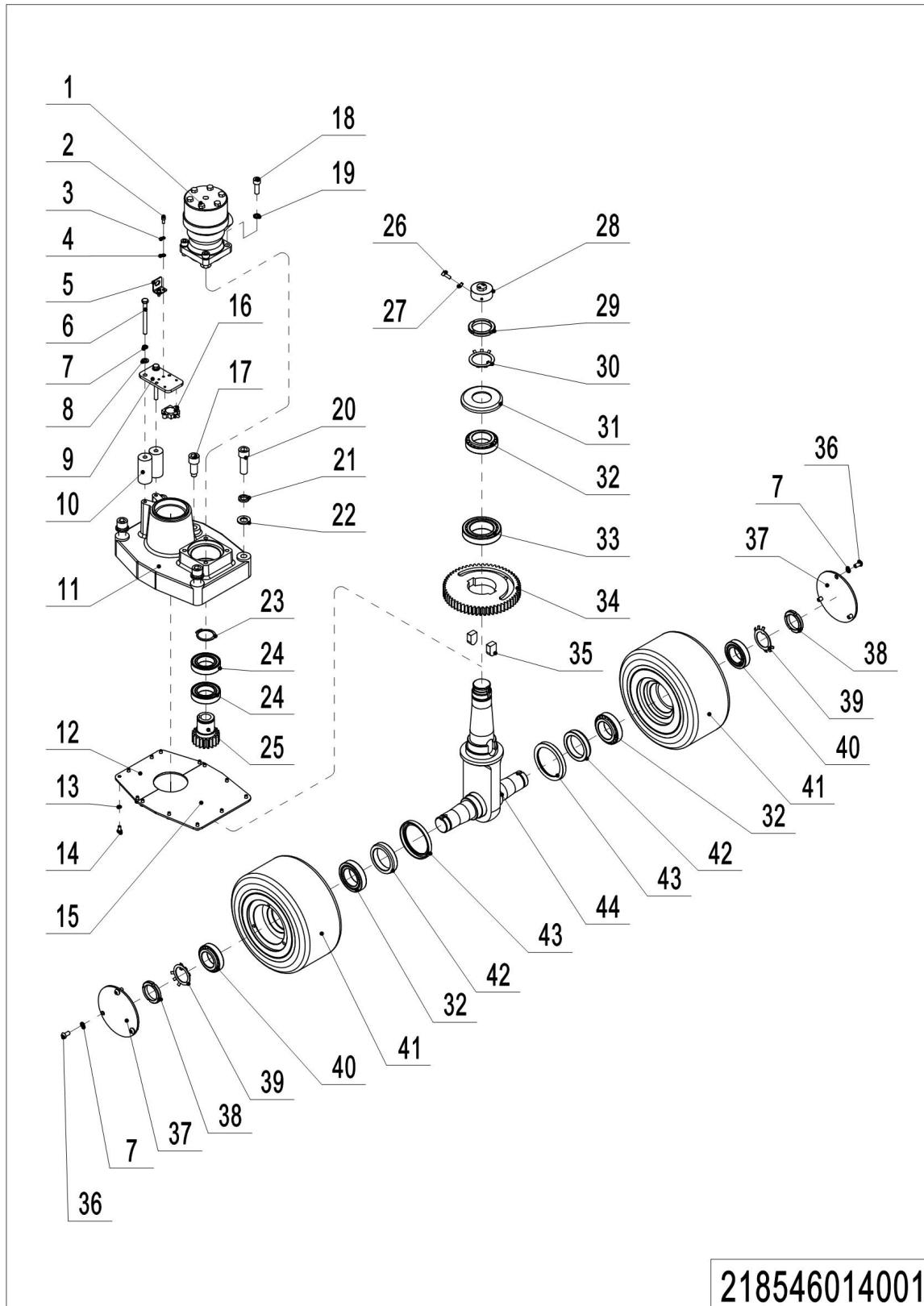
1= Supply as package. 2= Supply with constraints. 3= Phasing-out supply. 4= Supply as assembly. 5= Check other tables.47

09 Mast Hydraulic With Side Shifter (218546044502)

No.	Item Code	Mark	Item Description	Qty.	Substitute	Note
1	201044520027	2	Pipe Clip	4		
2	910400500006	1	Spring Washer	3		
3	910200200059	1	Screw	1		
4	218544520206	2	Hose	1		6200
4	218544520207	2	Hose	1		5720
4	218544520208	2	Hose	1		5260
4	218544520209	2	Hose	1		4000
5	218544520210	2	Hose	1		6200
5	218544520211	2	Hose	1		5720
5	218544520212	2	Hose	1		5260
5	218544520213	2	Hose	1		4000
6	218544520202	2	Hose	1		6200
6	218544520203	2	Hose	1		5720
6	218544520204	2	Hose	1		5260
6	218544520205	2	Hose	1		4000
7	255044020043	2	Plate	6		
8	900200301004	2	Plastic Pipe	1		
9	951000100004	2	Hose Clamp	1		
10	910400100006	1	Flat Washer	1		
11	910200200057	1	Screw	1		
12	950400200006	2	Joint	1		
13	950401000004	2	Joint	2		
14	218544520201	2	Steel Tube	1		
15	218544520200	2	Hose	1		
16	255044020118	2	Joint	1		

Chapter 5: Steering System, Braking System, Wheels

01 Steering Unit (218546016001)



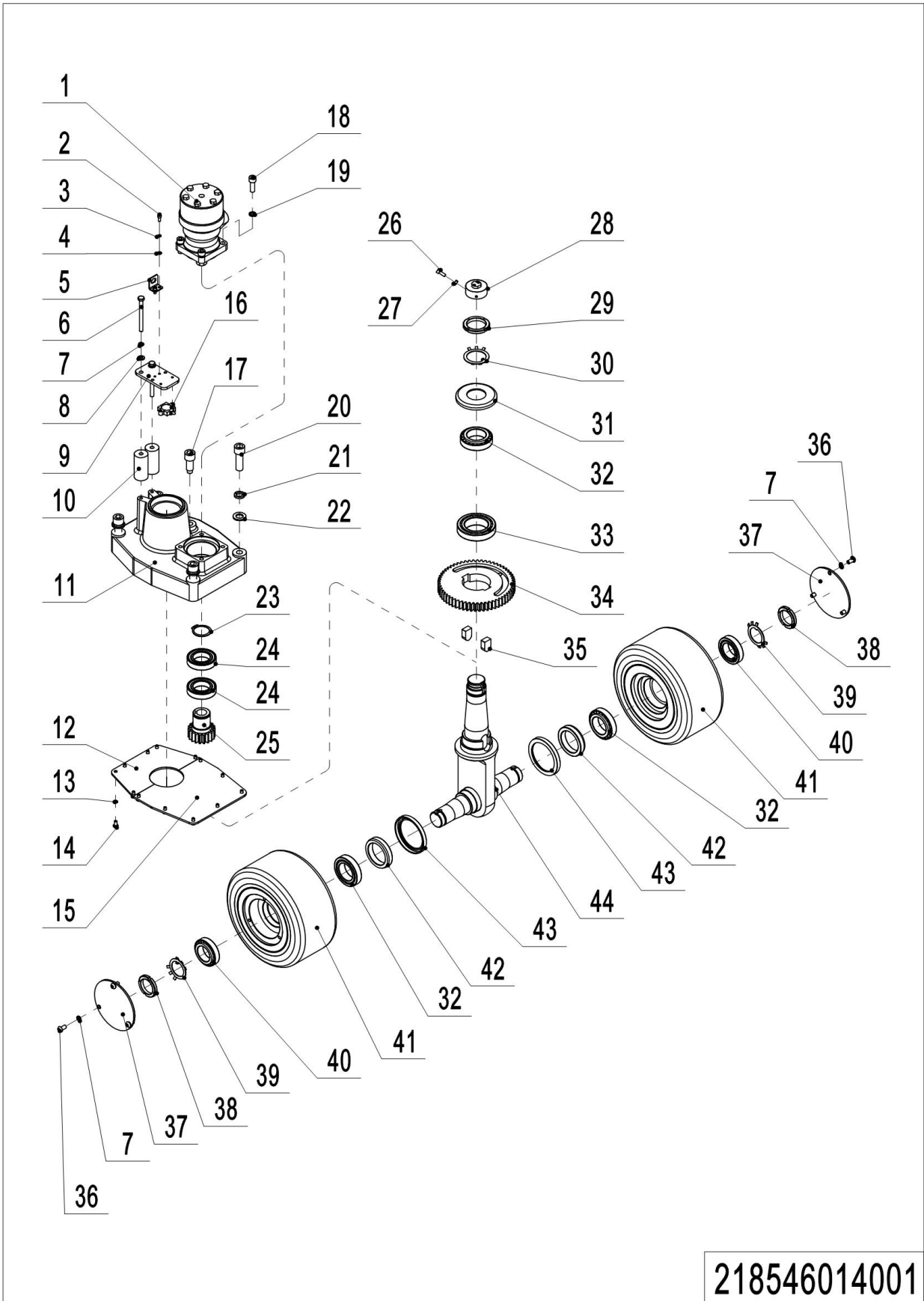
218546014001

1= Supply as package. 2= Supply with constraints. 3= Phasing-out supply. 4= Supply as assembly. 5= Check other tables.49

01 Steering Unit (218546016001)

No.	Item Code	Mark	Item Description	Qty.	Substitute	Note
1	950800100005	2	Hydraulic Motor	1		
2	910200200022	1	Screw	2		
3	910400500004	1	Spring Washer	2		
4	910400100004	1	Flat Washer	2		
5	921300300003	2	Holder	1		
6	910100100030	1	Bolt	2		
7	910400500006	1	Spring Washer	8		
8	910400100006	1	Flat Washer	2		
9	218516020014	2	Mounting Plate	1		
10	218516020007	2	Fixing Sleeve	2		
11	218516020008	2	Bracket	1		
12	218516020010	2	Close Plate	1		
13	910400500005	1	Spring Washer	13		
14	910100300009	1	Bolt	13		
15	218516020009	2	Close Plate	1		
16	218533010025	2	Potentiometer	1		
17	218516020011	2	Screw	1		
18	910200200077	1	Screw	4		
19	910400500007	1	Spring Washer	4		
20	910200200123	1	Screw	4		
21	910400500010	1	Spring Washer	4		
22	910400100010	1	Flat Washer	4		
23	910401300020	1	Circlip	1		
24	910700200008	1	Bearing	2		
25	218516020004	2	Gear	1		
26	910200200035	1	Screw	1		
27	910300100005	1	Nut	1		
28	218516020006	2	Mounting Base	1		
29	910300800010	1	Nut	1		
30	910400900011	1	Lock Washer	1		

01 Steering Unit (218546016001) Continuation



218546014001

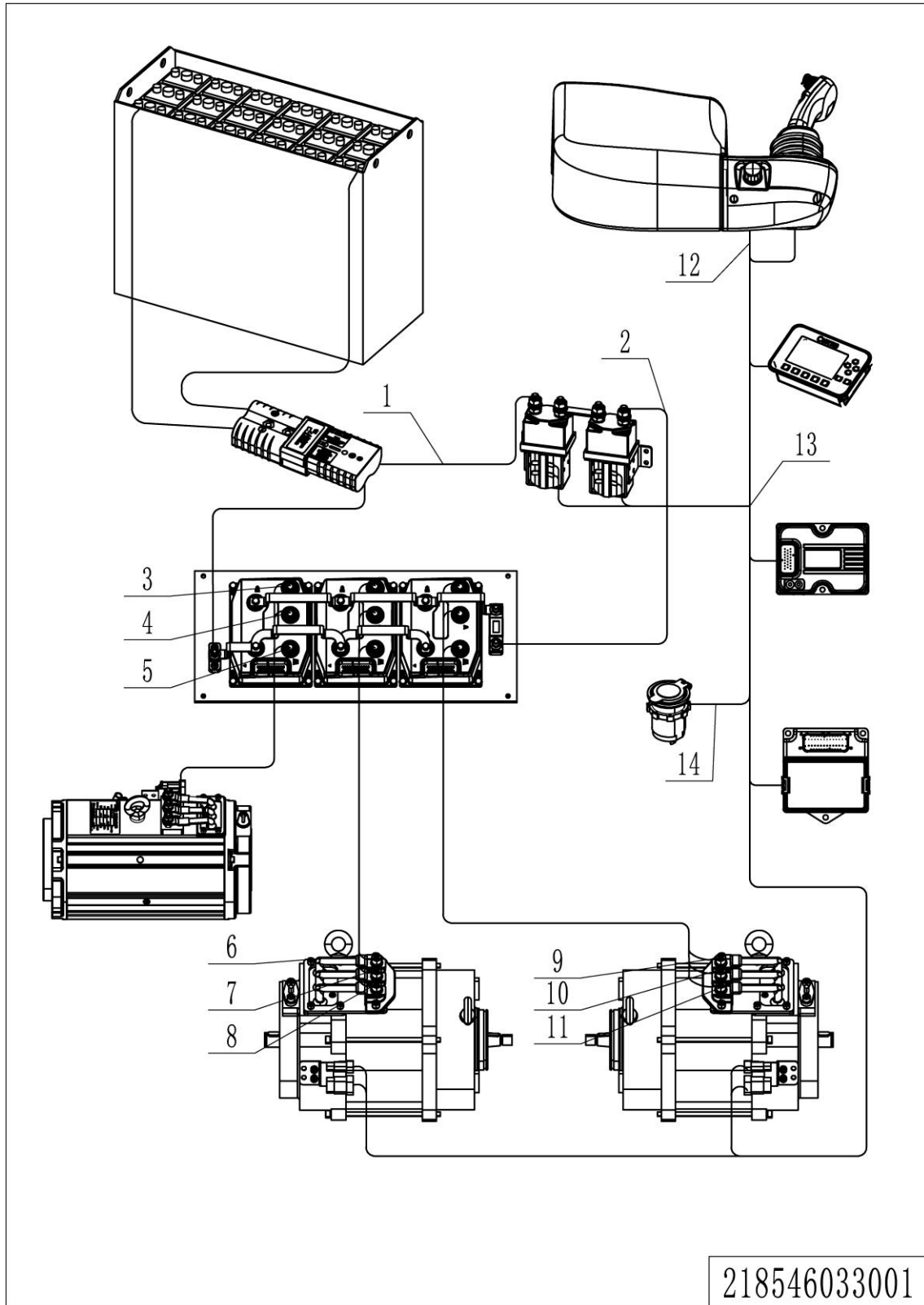
1= Supply as package. 2= Supply with constraints. 3= Phasing-out supply. 4= Supply as assembly. 5= Check other tables.51

01 Steering Unit (218546016001) Continuation

No.	Item Code	Mark	Item Description	Qty.	Substitute	Note
31	218516020005	2	Dust Cap	1		
32	910700600017	1	Bearing	3		
33	910700600019	1	Bearing	1		
34	218516020003	2	Gear	1		
35	910600800041	1	Feather Key	2		
36	910200300024	1	Screw	6		
37	218516020012	2	Close Plate	2		
38	910300800012	1	Nut	2		
39	910400900008	1	Lock Washer	2		
40	910700600016	1	Bearing	2		
41	940300300063	2	Wheel	2		
42	218516020002	2	Washer	2		
43	910800700012	2	Oil Seal	2		
44	218516010000	2	Wheel Carrier	1		

Chapter 6: Electrical Parts

01 Wire Harness (218546033001)

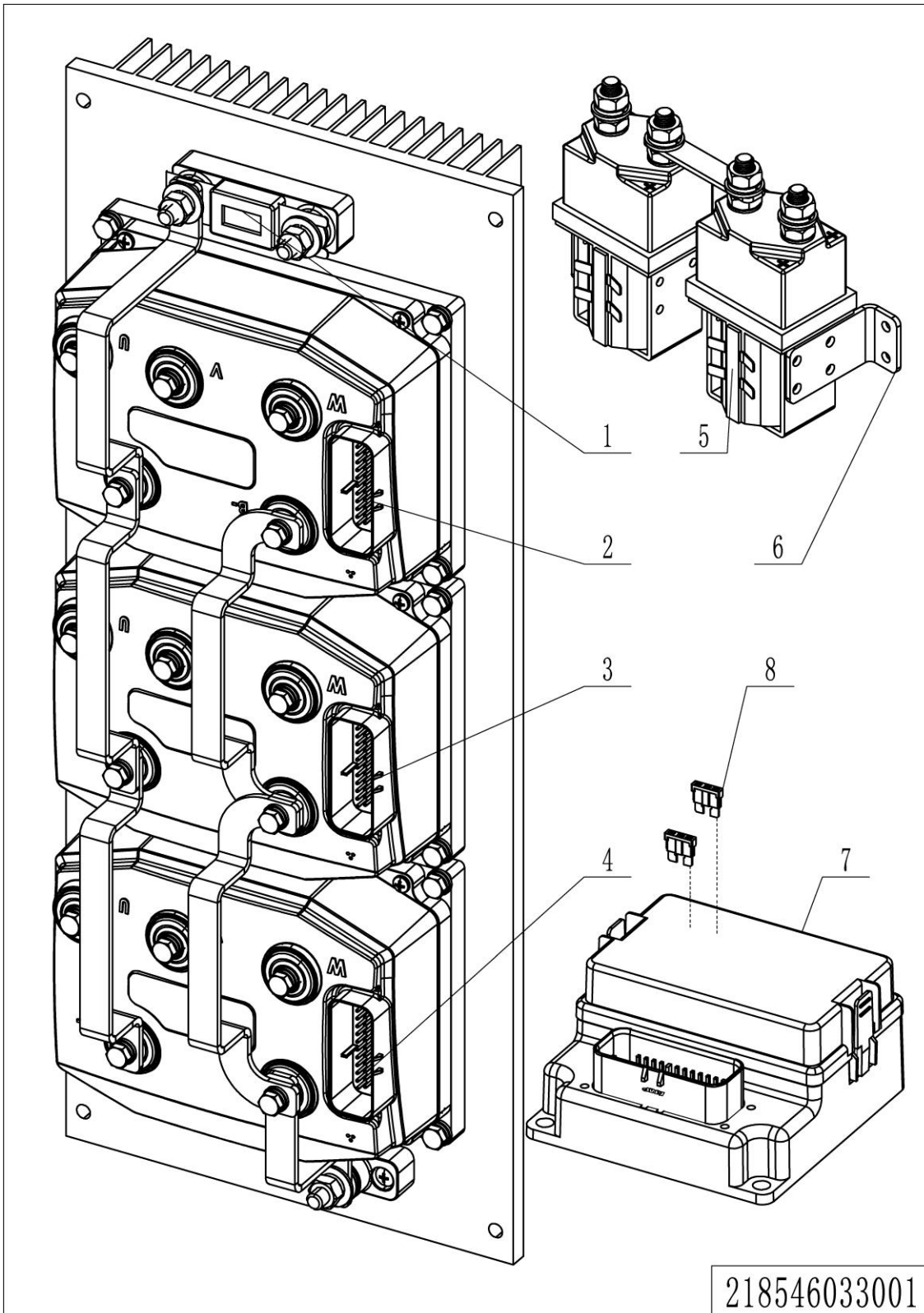


1= Supply as package. 2= Supply with constraints. 3= Phasing-out supply. 4= Supply as assembly. 5= Check other tables.

01 Wire Harness (218546033001)

No.	Item Code	Mark	Item Description	Qty.	Substitute	Note
1	218533010011	2	Cable	1		
2	218533010010	2	Cable	1		
3	218533010007	2	Cable	1		
4	218533010008	2	Cable	1		
5	218533010009	2	Cable	1		
6	218533010001	2	Cable	1		
7	218533010002	2	Cable	1		
8	218533010003	2	Cable	1		
9	218533010004	2	Cable	1		
10	218533010005	2	Cable	1		
11	218533010006	2	Cable	1		
12	214533010017	2	Wire Harness	1		
13	218533010000	2	Wire Harness	1		
14	218533010014	2	Wire Harness	1		

02 Controller (218546033002)

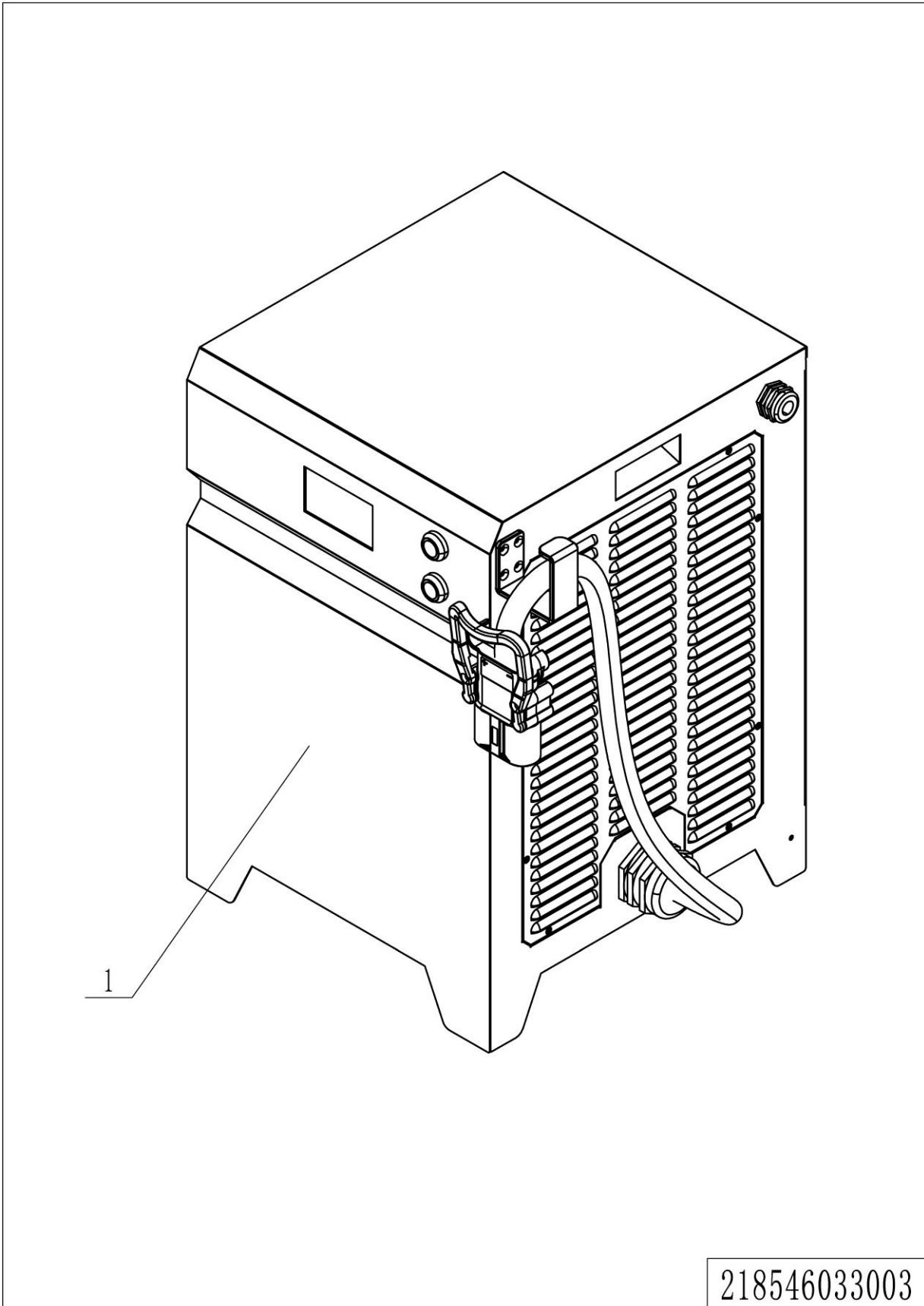


1= Supply as package. 2= Supply with constraints. 3= Phasing-out supply. 4= Supply as assembly. 5= Check other tables.

02 Controller (218546033002)

No.	Item Code	Mark	Item Description	Qty.	Substitute	Note
1	920100100014	2	Fuse	1		500A
2	921400100156	2	Controller	1		Traction B
3	921400100156	2	Controller	1		Traction A
4	921400100157	2	Controller	1		
5	920700100035	2	Contactactor	2		
6	921300400008	2	Holder	1		
7	921400100201	2	Control Box	1		
8	920100200002	2	Fuse	5		10A

03 Lithium Battery Charger (218546033003)



1= Supply as package. 2= Supply with constraints. 3= Phasing-out supply. 4= Supply as assembly. 5= Check other tables.

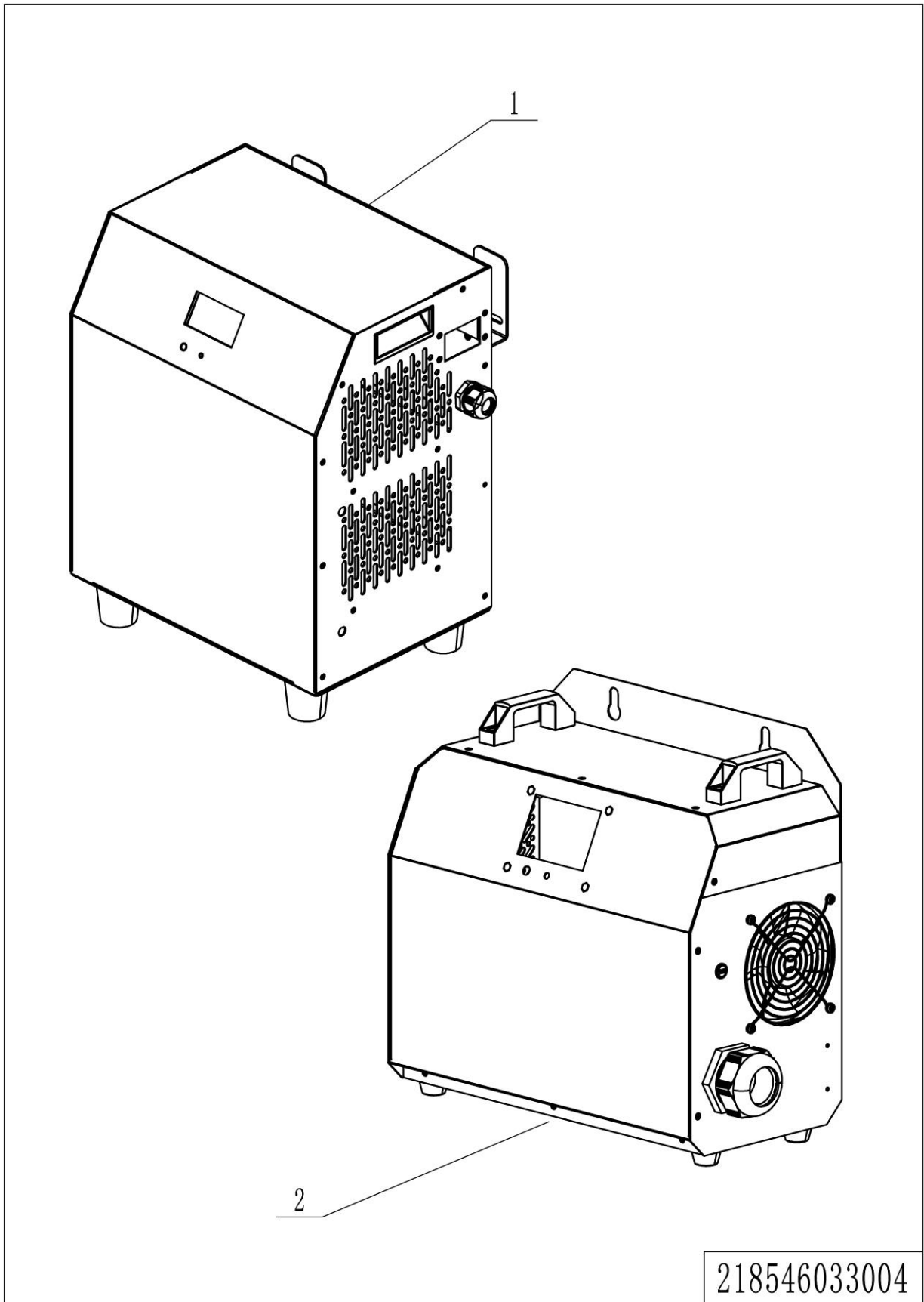
Print Number:

Print Date:

03 Lithium Battery Charger (218546033003)

No.	Item Code	Mark	Item Description	Qty.	Substitute	Note
1	921000200830	2	ChargerADY36V180A(US,220V)	1		220V
2	921000200831	2	ChargerADY36V180A(US,480V)	1		480V

04 Lead-acid Battery Charger (218546033004)



1= Supply as package. 2= Supply with constraints. 3= Phasing-out supply. 4= Supply as assembly. 5= Check other tables.

Print Number:

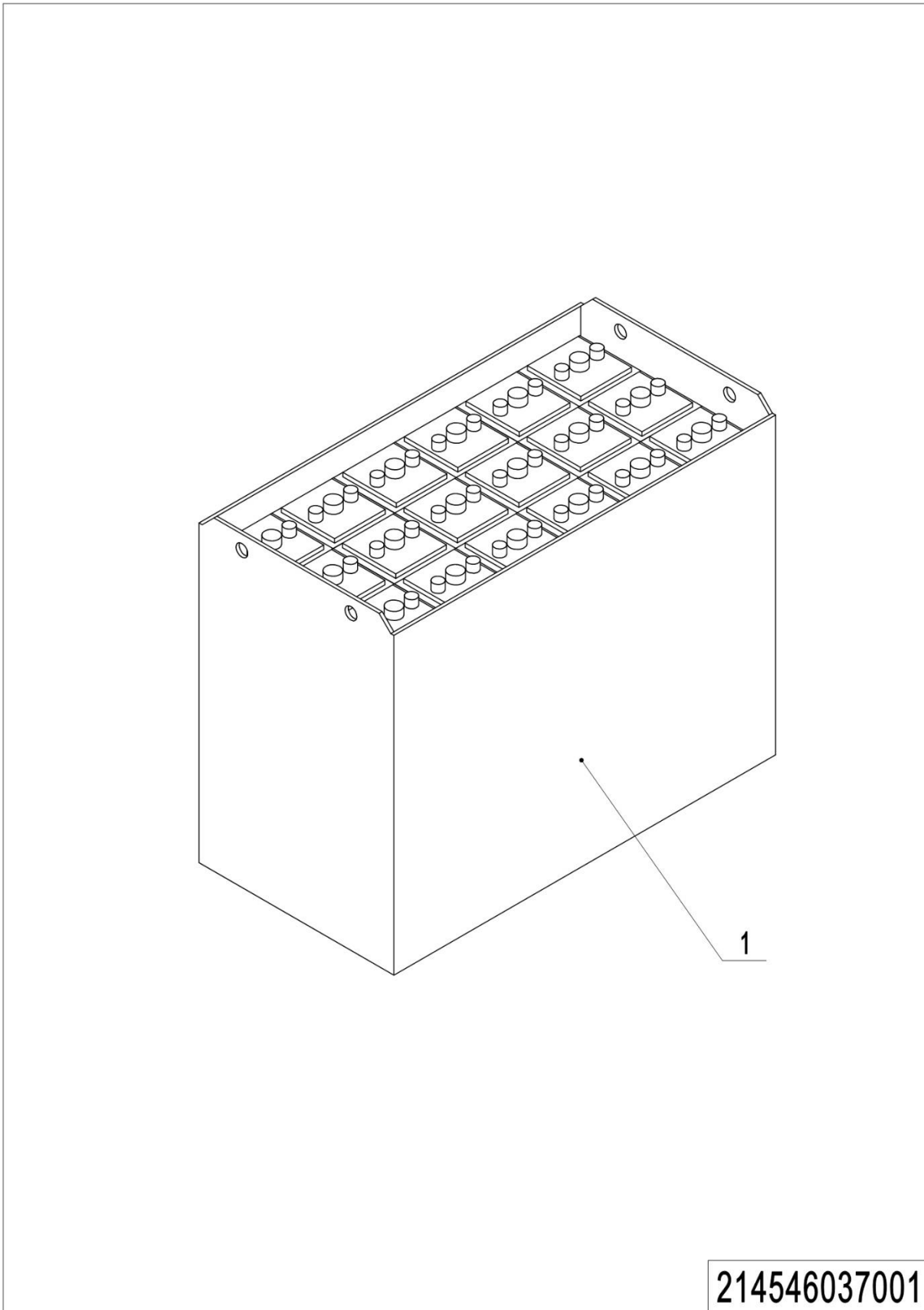
Print Date:

04 Lead-acid Battery Charger (218546033004)

No.	Item Code	Mark	Item Description	Qty.	Substitute	Note
1	921000200834	2	Charger 36V100A(US,220V)	1		220V
1	921000200835	2	Charger 36V100A(US,480V)	1		480V
2	921000200792	2	Charger 36V100A(US,380V)	1		380V

Chapter 7: Special Parts

01 Lead-acid Battery (214546037001)



214546037001

1= Supply as package. 2= Supply with constraints. 3= Phasing-out supply. 4= Supply as assembly. 5= Check other tables.

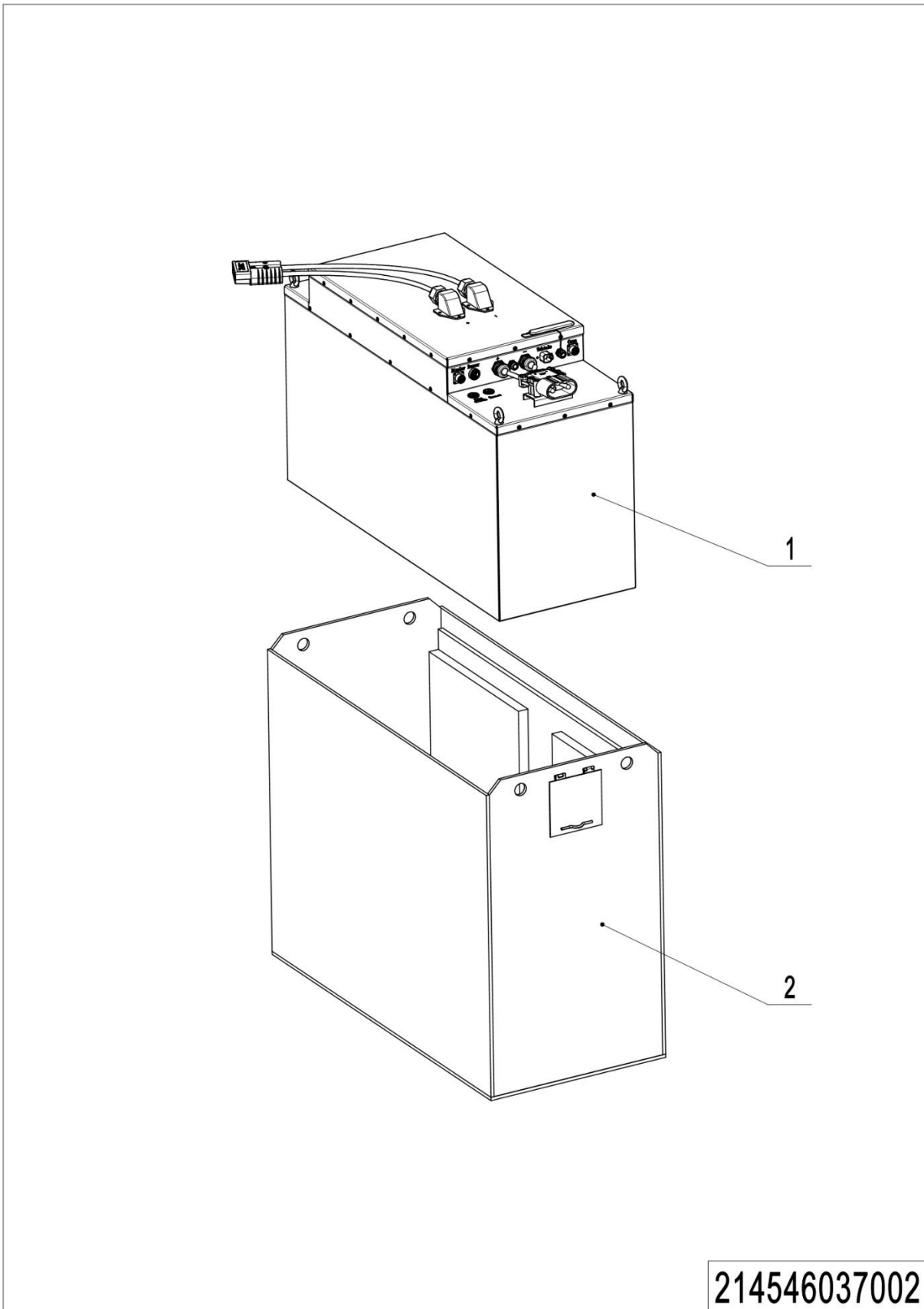
Print Number:

Print Date:

01 Lead-acid Battery (214546037001)

No.	Item Code	Mark	Item Description	Qty.	Substitute	Note
1	214537010000		Battery 36V700Ah	1		

02 Lithium Battery (214546037002)



1= Supply as package. 2= Supply with constraints. 3= Phasing-out supply. 4= Supply as assembly. 5= Check other tables.

Print Number:

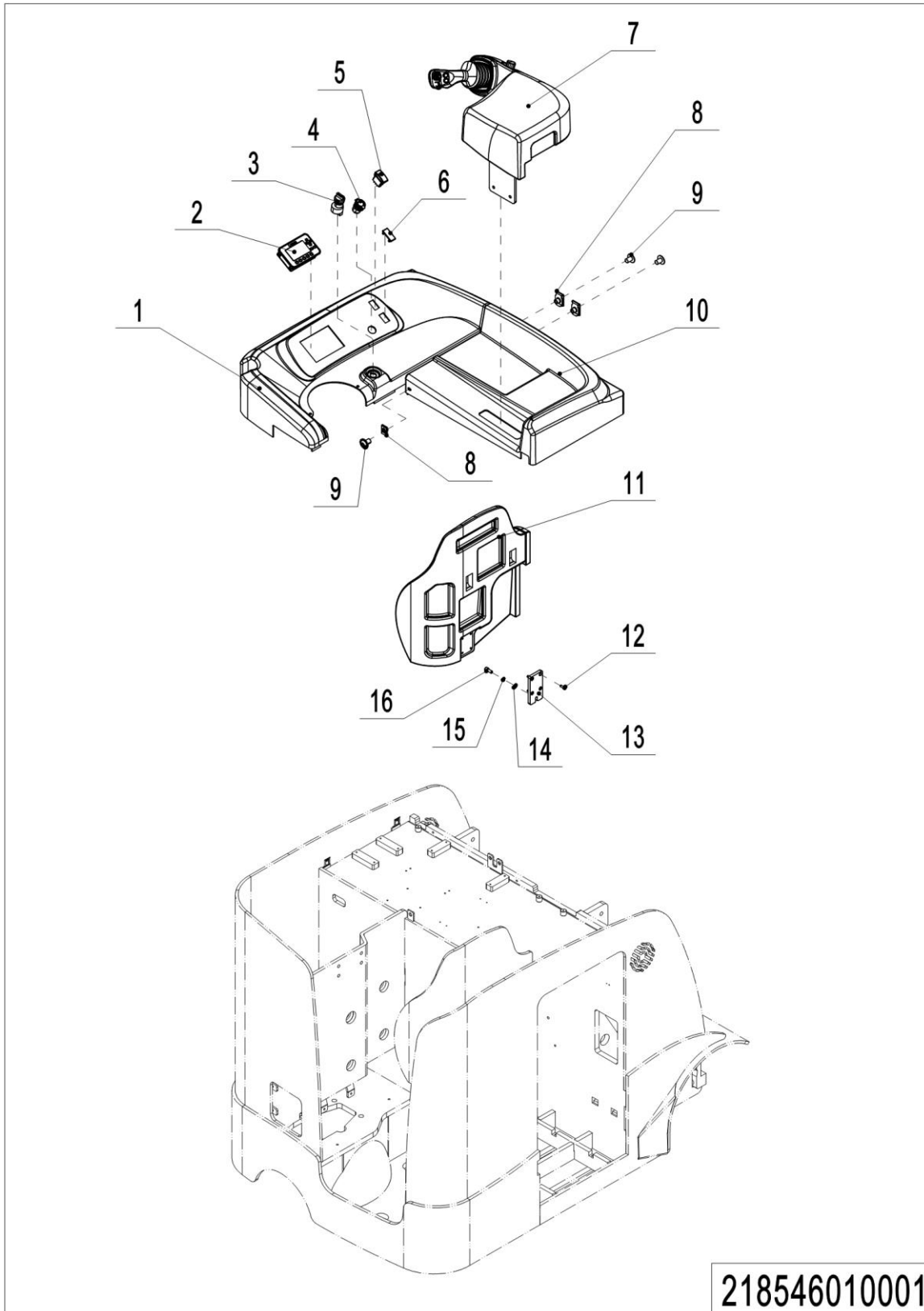
Print Date:

02 Lithium Battery (214546037002)

No.	Item Code	Mark	Item Description	Qty.	Substitute	Note
1	920600100635	2	Battery 36V554Ah	1		
2	214537010008	2	Weight Box	1		

Chapter 8: Others

01 Control Panel (218546010001)



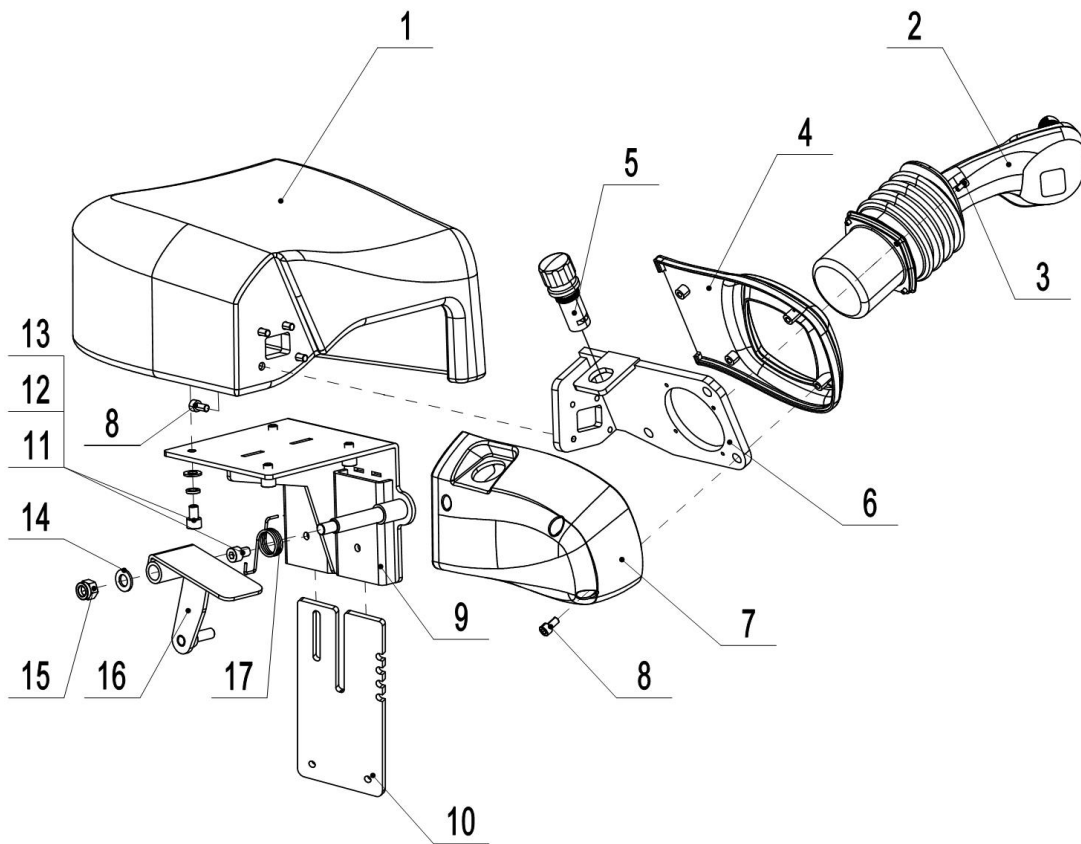
218546010001

1= Supply as package. 2= Supply with constraints. 3= Phasing-out supply. 4= Supply as assembly. 5= Check other tables.

01 Control Panel (218546010001)

No.	Item Code	Mark	Item Description	Qty.	Substitute	Note
1	218510020000	2	Cover	1		
2	921100100118	2	Display	1		
3	920200200042	2	Key Switch	1		
4	921900100022	2	Converter	1		
5	920200800044	2	Switch	1		
6	920200800046	2	Close Plate	1		
7	218510010000	2	Handrail Component	1		
8	940400400002	2	Cage Nut	3		
9	941100100001	1	Screw	3		
10	218510020001	2	Cover	1		
11	218510020003	2	Backrest	1		
12	910200200035	1	Screw	4		
13	214510020038	2	Press Plate	1		
14	910400100006	1	Flat Washer	1		
15	910400500006	2	Spring Washer	1		
16	910200200057	1	Screw	1		

02 Elbow Rest Assembly (218546010002)



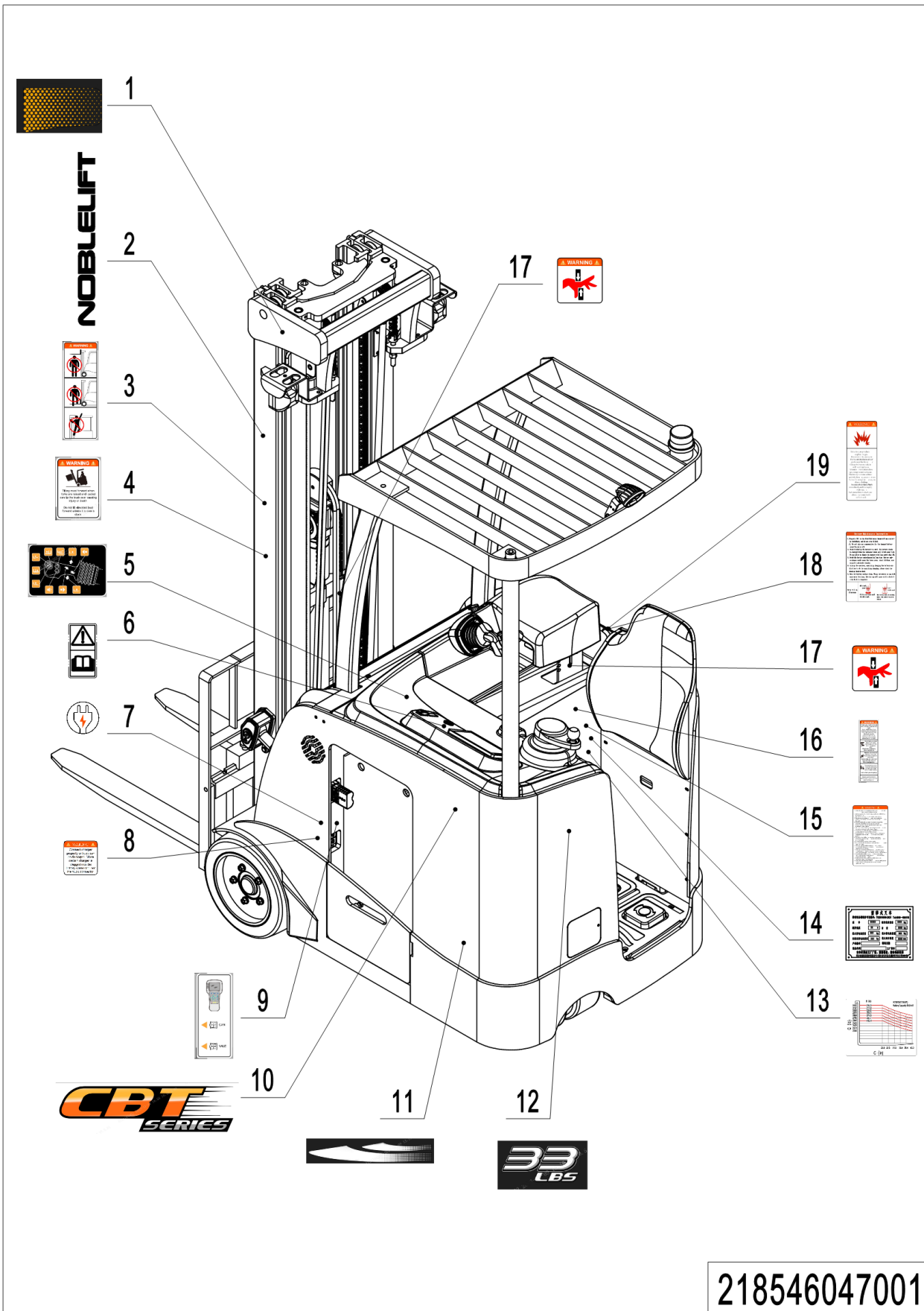
218546010002

1= Supply as package. 2= Supply with constraints. 3= Phasing-out supply. 4= Supply as assembly. 5= Check other tables.

02 Elbow Rest Assembly (218546010002)

No.	Item Code	Mark	Item Description	Qty.	Substitute	Note
1	214510020005	2	Cover	1		
2	214533510006	2	Control Handle	1		
3	910200200012	1	Screw	4		
4	214510020006	2	Cover	1		
5	920200100015	2	Emergency Button	1		
6	214510010000	2	Mounting Plate	1		
7	214510020007	2	Cover	1		
8	910200200033	1	Screw	8		
9	214510010001	2	Bracket	1		
10	218510020004	2	Mounting Plate	1		
11	910200200053	1	Screw	5		
12	910400500006	1	Spring Washer	4		
13	910400100006	1	Flat Washer	4		
14	910400100007	1	Flat Washer	1		
15	910300500005	1	Nut	1		
16	214510010002	2	Mounting Rack	1		
17	214510020028	2	Torsional Spring	1		

03 Labels and Decals (218546047001)



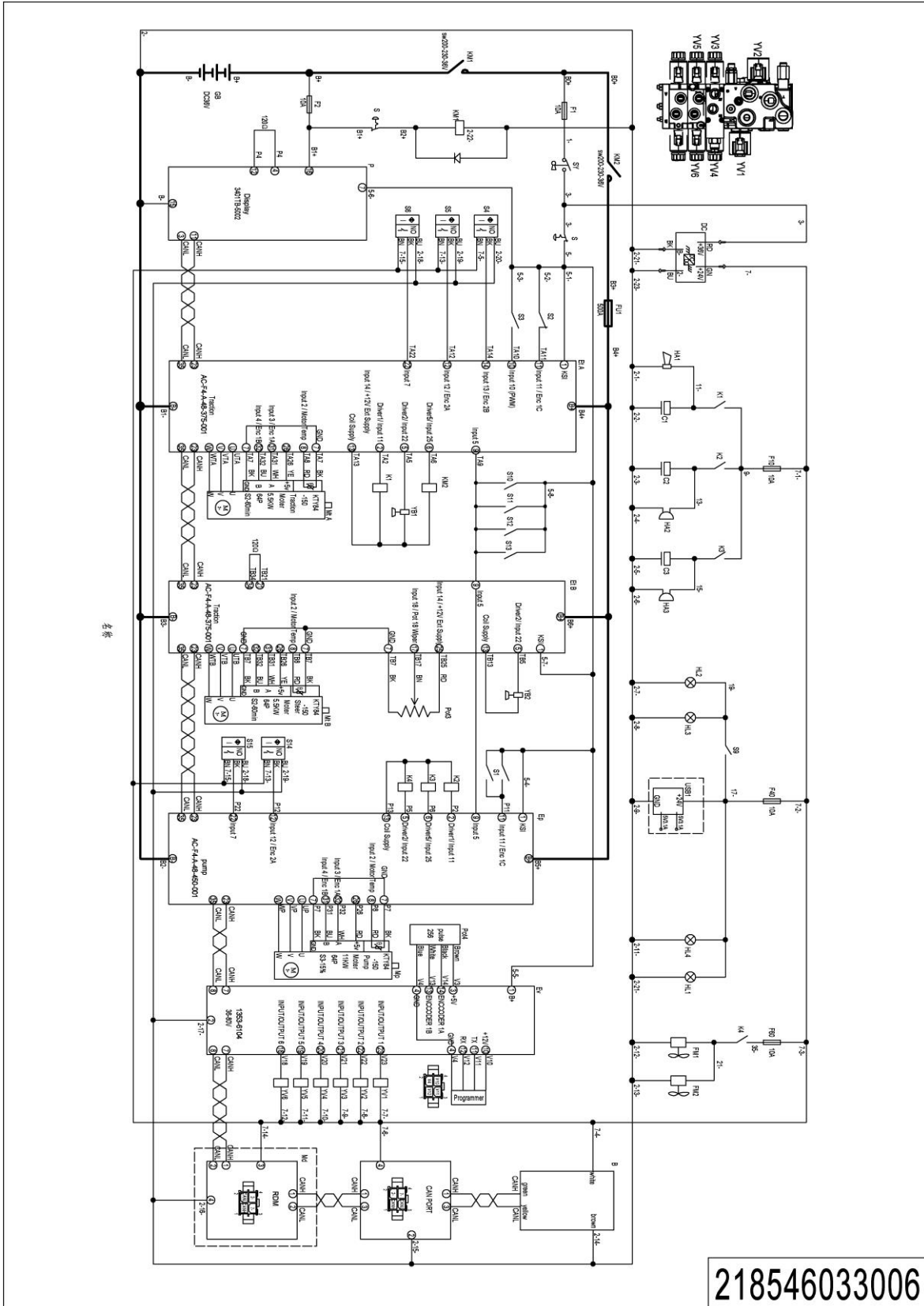
1= Supply as package. 2= Supply with constraints. 3= Phasing-out supply. 4= Supply as assembly. 5= Check other tables.

03 Labels and Decals (218546047001)

No.	Item Code	Mark	Item Description	Qty.	Substitute	Note
1	218547020000	2	Label	2		
2	214547020003	2	Label	2		
3	214547020004	2	Label	2		
4	218547020001	2	Label	2		
5	214547020013	2	Operating procedure	1		
6	214547020012	2	Label	1		
7	214547020010	2	Label	1		
8	214547020009	2	Label	1		
9	218547020002	2	Label	1		
10	218547020003	2	Label	2		
11	218547020004	2	Label	1		
12	218547020005	2	Label	1		
13	218547520000	2	Load Capacity Diagram	1		
14	218547520001	2	Truck data plate	1		
15	214547020017	2	Label	1		
16	218547020006	2	Label	1		
17	214547020022	2	Label	2		
18	214547020015	2	Label	1		
19	214547020016	2	Label	1		

Appendix

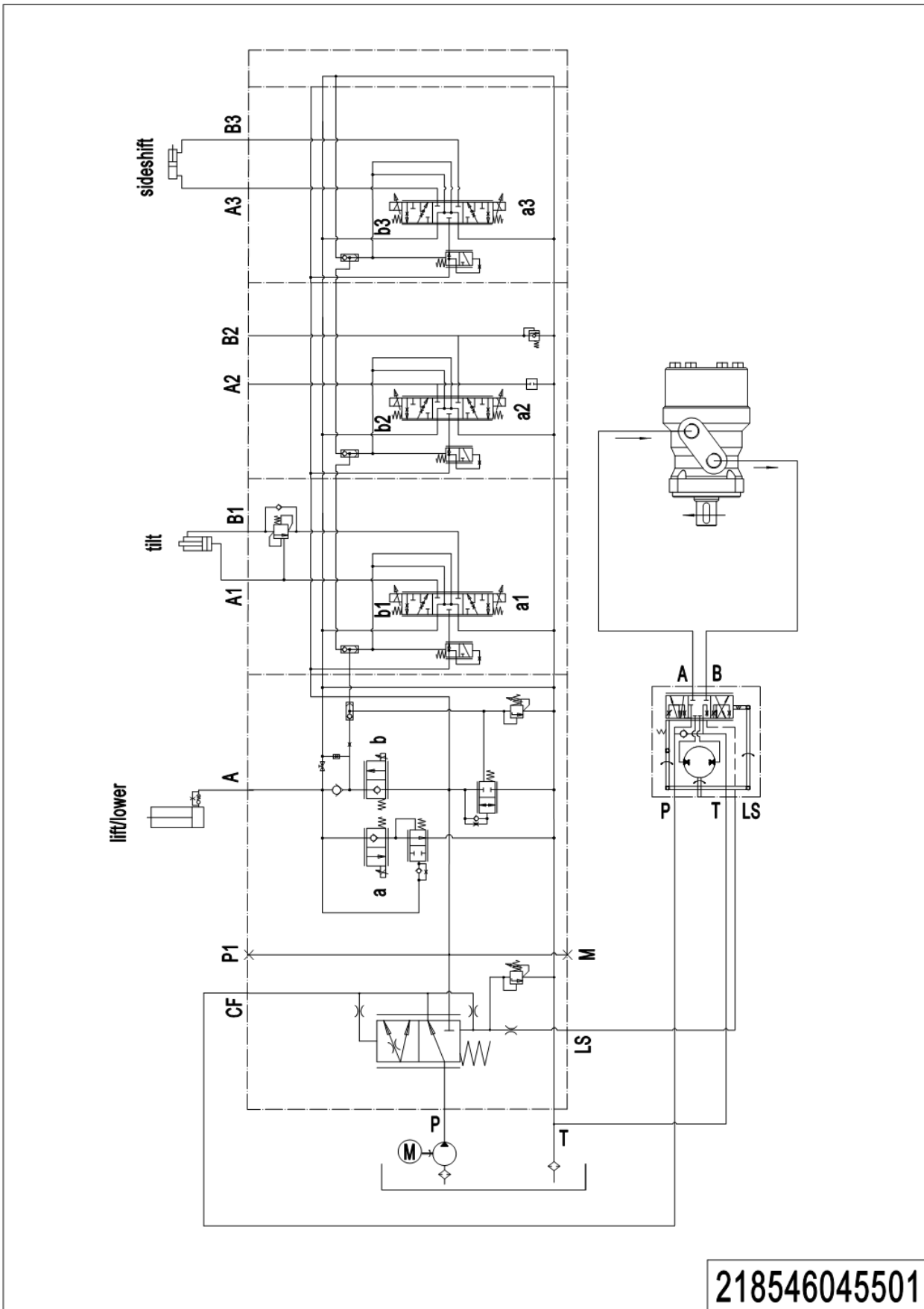
01 Electrical Circuit Diagram



218546033006

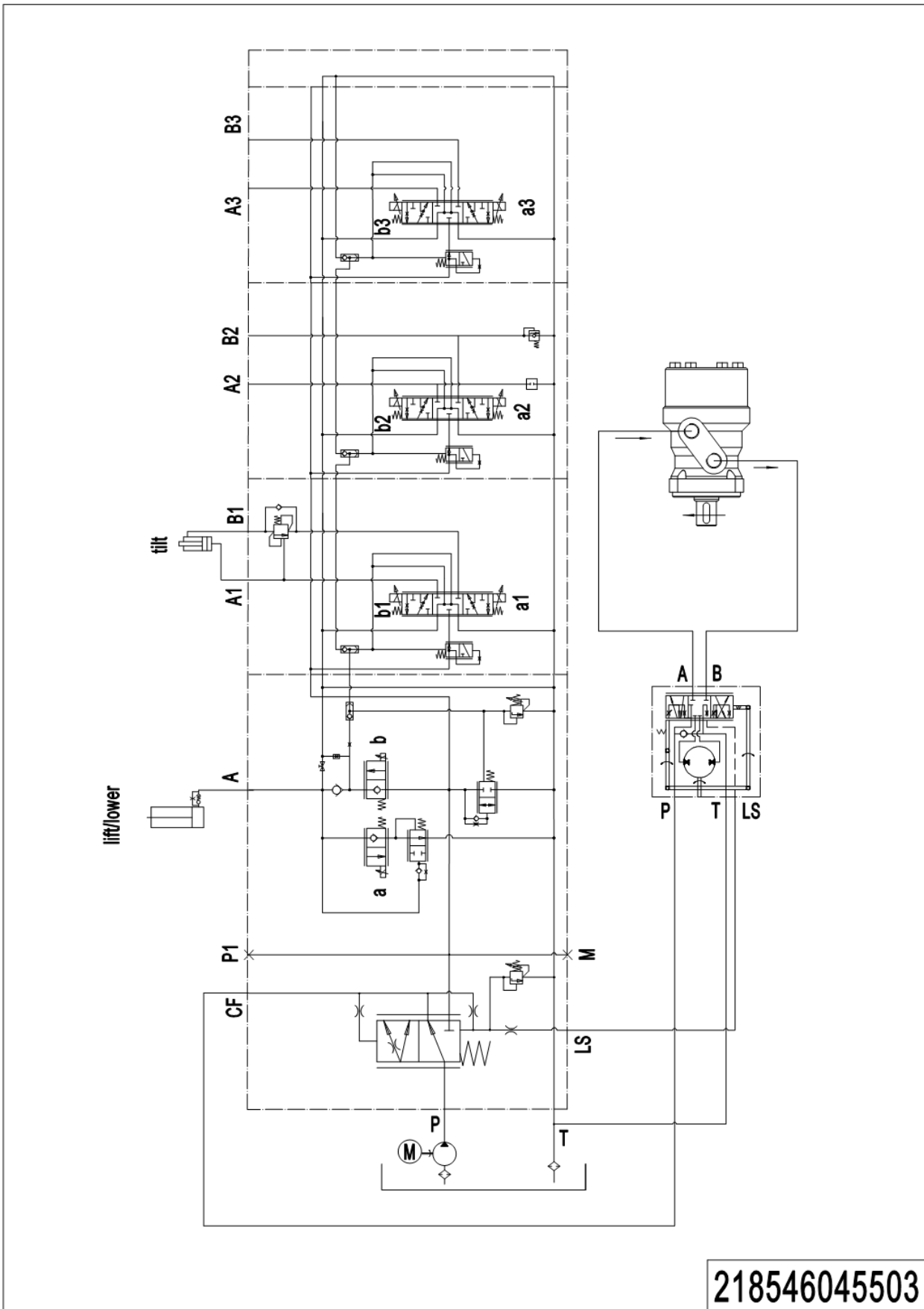
1= Supply as package. 2= Supply with constraints. 3= Phasing-out supply. 4= Supply as assembly. 5= Check other tables.

02 Hydraulic Circuit Diagram (With Side Shifter)



1= Supply as package. 2= Supply with constraints. 3= Phasing-out supply. 4= Supply as assembly. 5= Check other tables.

03 Hydraulic Circuit Diagram (Without Side Shifter)



1= Supply as package. 2= Supply with constraints. 3= Phasing-out supply. 4= Supply as assembly. 5= Check other tables.

04 Consumable Parts List

No.	Item Code	Item Description	Qty.	Chapter/ Section/ Number
1	940300300062	Wheel	2	Chapter 1/01/2
2	921800200044	Encoder	1	Chapter 1/01/14
3	921800200043	Encoder	1	Chapter 1/02/8
4	218598520000	Seal Kit	2	Chapter 2/04/9.01
5	218533010022	Switch	1	Chapter 2/04/10
6	218533010023	Switch	1	Chapter 2/04/11
7	910700200074	Bearing	1	Chapter 2/05/4
8	910700900004	Bearing	2	Chapter 3/01/35
9	940500400024	Bearing	2	Chapter 3/01/42
10	910700800001	Bearing	12	Chapter 3/01/51.03
11	940200300007	Compound Roller	10	Chapter 4/01/24Chapter 4/02/20Chapter 4/04/21
11	940200300007	Compound Roller		Chapter 4/05/31Chapter 4/06/3
12	218533010017	Switch	1	Chapter 4/01/29
13	218533010018	Switch	1	Chapter 4/01/30
14	218533010016	Switch	1	Chapter 4/01/35
15	940200500006	Sprocket Bearing	2	Chapter 4/02/12Chapter 4/03/12
16	940200500001	Sprocket Bearing		Chapter 4/04/11Chapter 4/05/11
17	218598510100	Seal Kit	2	Chapter 4/01/8.01
18	218598510101	Seal Kit	1	Chapter 4/04/5.01Chapter 4/05/5.01
19	910700200008	Bearing	2	Chapter 4/02/13Chapter 4/03/13Chapter 5/01/24
20	910700600017	Bearing	3	Chapter 5/01/32
21	910700600019	Bearing	1	Chapter 5/01/33
22	910700600016	Bearing	2	Chapter 5/01/40
23	940300300063	Wheel	1	Chapter 5/01/41
24	920100200002	Fuse	5	Chapter 6/02/8
25	920100100014	Fuse	1	Chapter 6/02/1